

REGULAR MEETING – OCTOBER 22, 2024

On this the 22nd day of October at 9:00 A.M. the Honorable Commissioners Court of Blanco County convened in a REGULAR MEETING at a special meeting place thereof in the District Courtroom of the Blanco County Courthouse Annex located at 101 E. Cypress Dr., Johnson City, Blanco County, Texas, the following members to-wit:

BRETT BRAY	COUNTY JUDGE
TOMMY WEIR	COMMISSIONER PCT. 1
EMIL UECKER	COMMISSIONER PCT. 2
CHRIS LIESMANN	COMMISSIONER PCT. 3
CHARLES RILEY	COMMISSIONER PCT. 4
LAURA WALLA	COUNTY CLERK

Call to order and roll call.

Judge Bray and all four County Commissioners were present.

Pledge of Allegiance(s).

Invocation.

Christina Harris

PUBLIC COMMENTS– opportunity for the general public to address the Court on any agenda item. Comments are limited to 3 minutes.

Kenneth Welch – Item #11

1. Consider approval of minutes of prior Commissioners Court meeting(s). Vote on any action taken. (Judge Bray)

COMMISSIONER RILEY moves to dispense with the reading of the minutes from the regular meeting October 8 and the Special Meeting on October 11 and to approve the minutes as presented, seconded by Commissioner Liesmann. Judge Bray called for discussion and vote.

JUDGE BRAY – YES.

COMMISSIONER WEIR – YES.

COMMISSIONER UECKER – YES.

COMMISSIONER LIESMANN – YES.

COMMISSIONER RILEY – YES. MOTION CARRIED. 5/0

2. Consider ratifying and/or approving line-item transfers as presented. Vote on any action taken. (Judge Bray)

No line-item transfers presented.

3. Consider ratifying and/or approval of the outstanding bills. Vote on any action taken. (Judge Bray)

COMMISSIONER LIESMANN made the motion to ratify the bills in the amount of \$7,030.41 and to approve the outstanding bills in the amount of \$465,389.10, seconded by Commissioner Uecker. Judge Bray called for discussion and vote.

JUDGE BRAY – YES.

COMMISSIONER WEIR – YES.

COMMISSIONER UECKER – YES.

COMMISSIONER LIESMANN – YES.

COMMISSIONER RILEY – YES. MOTION CARRIED. 5/0

4. Discussion and possible action regarding Lights Spectacular application for HOT funds. Vote on any action taken. (Judge Bray, HOT Coordinator A Fry)

COMMISSIONER LIESMANN made the motion to approve Lights Spectacular HOT funds in the amount of \$12,500 and use that as opposed to the community expense, seconded by Commissioner Riley. Judge Bray called for discussion and vote.

JUDGE BRAY – YES.

COMMISSIONER WEIR – YES.

COMMISSIONER UECKER – YES.

COMMISSIONER LIESMANN – YES.

COMMISSIONER RILEY – YES. MOTION CARRIED. 5/0

5. Discuss, consider, and adopt a resolution authorizing the submission of a Texas Community Development Block Grant program application to the Texas Department of Agriculture for the 2025-2026 Community Development Fund. Vote on any action taken. (Judge Bray & Grant Coordinator A Fry)

COMMISSIONER WEIR would like to make the motion adopting a resolution authorizing the submission of a Texas Community Development Block Grant program application for the Texas Department of Agriculture for the 2025-26 Community Development Fund, seconded by Commissioner Uecker. Judge Bray called for discussion and vote.

JUDGE BRAY – YES.

COMMISSIONER WEIR – YES.

COMMISSIONER UECKER – YES.
COMMISSIONER LIESMANN – YES.
COMMISSIONER RILEY – YES. MOTION CARRIED. 5/0

6. Authorization for the County Judge to enter into a lease with Pitney Bowes for a postage machine at the South Annex. Vote on any action taken. (Judge Bray & Treasurer Swift)

COMMISSIONER LIESMANN made the motion authorizing the County Judge to enter into a lease with Pitney Bowes for a postage machine at the South Annex, seconded by Commissioner Riley. Judge Bray called for discussion and vote.

JUDGE BRAY – YES.
COMMISSIONER WEIR – YES.
COMMISSIONER UECKER – YES.
COMMISSIONER LIESMANN – YES.
COMMISSIONER RILEY – YES. MOTION CARRIED. 5/0

7. Consider resolution for FY2025 Texas Indigent Defense Commission Grant. Vote on any action taken. (Judge Bray & Auditor Wenmohs)

COMMISSIONER WEIR made the motion to approve the resolution for FY2025 Texas Indigent Defense Commission Grant, seconded by Commissioner Riley. Judge Bray called for discussion and vote.

JUDGE BRAY – YES.
COMMISSIONER WEIR – YES.
COMMISSIONER UECKER – YES.
COMMISSIONER LIESMANN – YES.
COMMISSIONER RILEY – YES. MOTION CARRIED. 5/0

8. Discussion and action regarding the hiring of Ms. Janie Salazar as custodian for the South Annex. Service to be performed twice per month at \$200 per time. Vote on any action taken. (Judge Bray & Judge Hernandez)

COMMISSIONER RILEY makes motion approving the hiring of Ms. Janie Salazar as custodian for the South Annex with services to be performed twice per month at \$200 per time, seconded by Commissioner Weir. Judge Bray called for discussion and vote.

JUDGE BRAY – YES.
COMMISSIONER WEIR – YES.
COMMISSIONER UECKER – YES.
COMMISSIONER LIESMANN – YES.
COMMISSIONER RILEY – YES. MOTION CARRIED. 5/0

9. Consider a proclamation supporting "Operation Green Light for Veterans." Vote on any action taken. (Judge Bray)

COMMISSIONER WEIR would like to make the motion to accept the proclamation supporting "Operation Green Light," seconded by Commissioner Uecker. Judge Bray called for discussion and vote.

JUDGE BRAY – YES.

COMMISSIONER WEIR – YES.

COMMISSIONER UECKER – YES.

COMMISSIONER LIESMANN – YES.

COMMISSIONER RILEY – YES. MOTION CARRIED. 5/0

10. Consider authorization for the County Judge to accept and sign KeyTrak Purchase Quote & Maintenance Quote as outlined in the Sheriff's Office section of the FY24-25 budget, pending County Attorney approval. Vote on any action taken. (Judge Bray & Sheriff Jackson)

COMMISSIONER RILEY makes the motion authorizing the County Judge to accept and sign KeyTrak Purchase Quote & Maintenance Quote as outlined in the Sheriff's Office section of the FY24-25 budget pending County Attorney approval, seconded by Commissioner Liesmann. Judge Bray called for discussion and vote.

JUDGE BRAY – YES.

COMMISSIONER WEIR – YES.

COMMISSIONER UECKER – YES.

COMMISSIONER LIESMANN – YES.

COMMISSIONER RILEY – YES. MOTION CARRIED. 5/0

11. Consider authorization for the County Judge to accept and sign Tuff Shed sales order and agreement as outlined in the LEC Maintenance section of the FY24-25 budget. Vote on any action taken. (Judge Bray & Sheriff Jackson)

COMMISSIONER RILEY makes the motion authorizing the County Judge to accept and sign Tuff Shed sales order and agreement as outlined in the LEC Maintenance section of the FY24-25 budget, seconded by Commissioner Weir. Judge Bray called for discussion and vote.

JUDGE BRAY – YES.

COMMISSIONER WEIR – YES.

COMMISSIONER UECKER – YES.

COMMISSIONER LIESMANN – YES.

COMMISSIONER RILEY – YES. MOTION CARRIED. 5/0

12. Consider authorization for the County Judge to accept and sign Tyler Technologies Software Service agreement for eCitations software as outlined in the Sheriff's Office section of the FY24-25 budget. Vote on any action taken. (Judge Bray & Sheriff Jackson)

COMMISSIONER RILEY moves to authorize the County Judge to accept and sign Tyler Technologies Software Service agreement for eCitations software as outlined in the Sheriff's Office section of the FY24-25 budget, seconded by Commissioner Uecker. Judge Bray called for discussion and vote.

JUDGE BRAY – YES.

COMMISSIONER WEIR – YES.

COMMISSIONER UECKER – YES.

COMMISSIONER LIESMANN – YES.

COMMISSIONER RILEY – YES. MOTION CARRIED. 5/0

13. Open, review, and possibly award bid(s) for projects within the County for FY2024-25. Vote on any action taken. (Commissioner Liesmann)

COMMISSIONER LIESMANN made the motion to accept all of these bids, and we can utilize the vendor that benefits us during the time of the project and for the location of the project, seconded by Commissioner Riley. Judge Bray called for discussion and vote.

JUDGE BRAY – YES.

COMMISSIONER WEIR – YES.

COMMISSIONER UECKER – YES.

COMMISSIONER LIESMANN – YES.

COMMISSIONER RILEY – YES. MOTION CARRIED. 5/0

COMMISSIONER LIESMANN made the motion that he would like to do the same in this scenario and all the use of either of the two (2) vendors that submitted a bid, seconded by Commissioner Weir. Judge Bray called for discussion and vote.

JUDGE BRAY – YES.

COMMISSIONER WEIR – YES.

COMMISSIONER UECKER – YES.

COMMISSIONER LIESMANN – YES.

COMMISSIONER RILEY – YES. MOTION CARRIED. 5/0

14. Discussion and action to authorize Frontier Communications to install fiber cable along Tejas Trail & Lindemann Lane to include boring under said roadways, pending County Attorney approval. Vote on any action taken. (Commissioner Riley)

COMMISSIONER RILEY makes the motion to authorize Frontier Communications to install fiber cable along Tejas Trail & Lindeman Lane to include boring under said roadways, pending County Attorney approval, seconded by Commissioner Weir. Judge Bray called for discussion and vote.

JUDGE BRAY – YES.

COMMISSIONER WEIR – YES.

COMMISSIONER UECKER – YES.

COMMISSIONER LIESMANN – YES.

COMMISSIONER RILEY – YES. MOTION CARRIED. 5/0

15. Approve the specs and purchase of 2 – 60” vertical balers for the Recycle Center as outlined in the capital equipment section of the FY24-25 budget. Vote on any action taken. (Commissioner Riley)

COMMISSIONER RILEY moves to approve the specs and purchase of 2 – 60” vertical balers for the Recycle Center as outlined in the capital equipment section of the FY24-25 budget, seconded by Commissioner Liesmann. Judge Bray called for discussion and vote.

JUDGE BRAY – YES.

COMMISSIONER WEIR – YES.

COMMISSIONER UECKER – YES.

COMMISSIONER LIESMANN – YES.

COMMISSIONER RILEY – YES. MOTION CARRIED. 5/0

16. Consider burn ban or any other related action. Vote on any action taken. (Commissioner Riley)

COMMISSIONER RILEY moves to put the burn ban on until November 26th, 2024, at Twelve noon (12:00) p.m., seconded by Commissioner Weir. Judge Bray called for discussion and vote.

JUDGE BRAY – YES.

COMMISSIONER WEIR – YES.

COMMISSIONER UECKER – YES.

COMMISSIONER LIESMANN – YES.

COMMISSIONER RILEY – YES. MOTION CARRIED. 5/0

17. Adjourn.

COMMISSIONER UECKER made the motion to adjourn, seconded by Commissioner Riley. Judge Bray called for discussion and vote.

JUDGE BRAY – YES.

COMMISSIONER WEIR – YES.

COMMISSIONER UECKER – YES.
COMMISSIONER LIESMANN – YES.
COMMISSIONER RILEY – YES. MOTION CARRIED. 5/0

The above and foregoing minutes were examined and approved in Open Court this _____ day of November 2024.

I Laura Walla, County Clerk, Blanco County, Texas attest that the foregoing is a true and correct accounting of the Commissioner's Court authorized proceedings for October 22, 2024

County Clerk and Ex-Officio Member of Commissioner's Court, Blanco County, Texas

DRAFT

BLANCO COUNTY MONTHLY ESTIMATED PAYROLL APPROVAL FORM

November 12, 2024

	#10 General Fund	#15 Road & Bridge Fund	#64 SB22	Total
Salaries	\$392,666.59	\$30,021.22	\$14,371.68	\$437,059.49
Soc/Med	\$ 30,038.99	\$ 2,296.63	1,099.43	\$ 33,435.05
Retirement	\$ 37,774.53	\$ 2,888.04	1,382.56	\$ 42,045.13
Insurance	\$ 66,798.01	\$ 8,347.28		\$ 75,145.29
Group Term Life	\$ 379.42	\$ 49.76		\$ 429.18
Total	\$527,657.54	\$43,602.93	\$16,853.67	\$588,114.14
TOTAL PAYROLL TO BE APPROVED				\$588,114.14

County Treasurer  Date 11-7-24

County Judge _____ Date _____

Commissioner Pct 1 _____ Date _____

Commissioner Pct 2 _____ Date _____

Commissioner Pct 3 _____ Date _____

Commissioner Pct 4 _____ Date _____

All
Official Reports
are IN



No Line-Item Transfers

Blanco County Commissioners' Court

November 12, 2024

Invoice File Listing By Fund for Approval

Fund	Description	Disbursement
010	General Fund	\$ 484,388.47
015	Road & Bridge Fund	\$ 11,962.90
017	Records Management Clerk	\$ 1,388.91
026	JP4 Technology Fund	\$ 1,917.06
037	Election Services Fund	\$ 1,900.95
045	Jail Inmate Commissary Fund	\$ 167.10
050	2023 Certificate of Obligation	\$ 450,212.68
Total		\$ 951,938.07

The attached list of Claims Payable have been examined & approved for payment by the Assistant County Auditor as provided by the Texas LGC 113.064 & 113.065

Attest Asst. County Auditor: *Melissa Shild* Date 11-7-24

The attached list of Claims Payable have been examined & approved for payment by the Commissioners' Court as provided by the Texas LGC 115.021 & 115.022

County Judge _____

Date _____

Commissioner Pct 1 _____

Commissioner Pct 3 _____

Commissioner Pct 2 _____

Commissioner Pct 4 _____

COPY

DEPARTMENT	NAME-OF-VENDOR	INVOICE-NO	S	DESCRIPTION-OF-INVOICE	AMOUNT
0400-COUNTY JUDGE EXPENSES					
	FUELMAN	90199	A	FUEL - FIRE MARSHAL	127.35
	TEXAS JUDICIAL ACADEMY	90034	A	DUES	200.00
	DEPARTMENT TOTAL				327.35
0410-COUNTY CLERK					
	PERRY OFFICE PLUS	90118	A	INV#IN-1560898 CO CLERK	216.38
	DEPARTMENT TOTAL				216.38
0411-ELECTIONS ADMINISTRATOR					
	AMAZON CAPITAL SERVICES, INC	90059	A	INV#17H6-47JK-7T11 EA	159.90
	BLANCO COUNTY TAX ASSESSOR-COLLECT	90069	A	LICENSE TAG #9082038 EA	7.50
	CARD SERVICE CENTER	90213	A	4707 1205 3610 0666 SWIFT	300.00
	ELECTION SYSTEMS & SOFTWARE	90073	A	INV#CD2099153 EA	3,256.71
	ELECTION SYSTEMS & SOFTWARE	90074	A	INV#CD2099484 EA	374.10
	ELECTION SYSTEMS & SOFTWARE	90075	A	INV#CD2100740 EA	23.20
	ELECTION SYSTEMS & SOFTWARE	90076	A	INV#CD2101517 EA	475.37
	ELECTION SYSTEMS & SOFTWARE	90077	A	INV#CD2103213 EA	3,462.49
	ELECTION SYSTEMS & SOFTWARE	90078	A	INV#CD2103766 EA	188.63
	ELECTION SYSTEMS & SOFTWARE	90079	A	INV#CD2103767 EA	359.51
	HART INTERCIVIC	90097	A	INV#098370 EA	2,216.00
	KNOW INK	90099	A	INV#15223 EA	270.00
	STAPLES	90128	A	INV#6014771185 EA	461.59
	STAPLES	90129	A	INV#6014771189 EA	127.76
	STAPLES	90130	A	INV#6012422326 EA	11.28
	STAPLES	90131	A	INV#6014771187 EA	32.97
	DEPARTMENT TOTAL				11,727.01
0415-COUNTY ATTORNEY					
	ODIORNE FEED/RANCH SUPPLY INC	90107	A	INV#218712 CO ATTY	391.96
	TDCAA	90191	A	INV#256579 CO ATTY	85.00
	DEPARTMENT TOTAL				476.96
0420-TAX ASSESSOR/COLLECTOR					
	HC & HL TECHNOLOGY SOLUTIONS LLC	90013	A	INV #B2785 TAC OFFICE CAMERS	3,000.00
	KRISTEN SPIES	90174	A	CHECKS	359.01
	DEPARTMENT TOTAL				3,359.01
0425-COUNTY SHERIFF					
	AMAZON CAPITAL SERVICES, INC	90054	A	INV#14R6-G4HY-WRCM LEC	59.99
	AMAZON CAPITAL SERVICES, INC	90055	A	INV#1YR7-C3PH-KH4G LEC	8.88
	AMAZON CAPITAL SERVICES, INC	90057	A	INV#1994-1VLD-CY97 LEC	51.02
	AMAZON CAPITAL SERVICES, INC	90058	A	INV#171X-JXFC-C6YM LEC	95.66
	AMAZON CAPITAL SERVICES, INC	90147	A	INV#1WQF-M3K1-DT7F LEC	118.14
	AMAZON CAPITAL SERVICES, INC	90148	A	INV#199T-JHRH-3HXW LEC	143.82
	AMAZON CAPITAL SERVICES, INC	90149	A	INV#19JW-776N-44CW LEC	97.45
	AMAZON CAPITAL SERVICES, INC	90150	A	INV#1YM4-JX77-GNWC LEC	18.00
	AMAZON CAPITAL SERVICES, INC	90151	A	INV#1767-NQVM-1MGT LEC	49.48
	ARMAND ADVERTISING, LLC	90152	A	INV#3447 LEC	297.92
	AUTO CHLOR SERVICES, LLC	90046	A	INV #8739747 LEC	219.95
	AXON ENTERPRISE, INC	90047	A	INV #INUS293985 LEC	3,760.08
	BAYLOR SCOTT WHITE	90048	A	PATIENT #TXP9414F	412.65
	BEVERLY MUSGROVE	90064	A	INV#2414-BCSO-11622 LEC	300.20
	BEVERLY MUSGROVE	90065	A	INV#2414-BCSO-11623 LEC	517.25
	BLANCO COUNTY ESD 2	90007	A	PATIENT #09021992 JAIL	372.60
	CARD SERVICE CENTER	90210	A	4707 1205 3610 0542 JACKSON	15.50
	CARD SERVICE CENTER	90211	A	4707 1205 3610 0542 JACKSON	64.89

DEPARTMENT

NAME-OF-VENDOR	INVOICE-NO	S	DESCRIPTION-OF-INVOICE	AMOUNT
CARD SERVICE CENTER	90218	A	4707 1205 3610 9397 CO JUDGE	932.00
CENTRALSQUARE TECHNOLOGIES	90071	A	INV#422794() LEC	5,302.36
EXPRESS AUTOMOTIVE SERVICE	90082	A	INV#10966 LEC	164.43
EXPRESS AUTOMOTIVE SERVICE	90083	A	INV#11042 LEC	115.91
EXPRESS AUTOMOTIVE SERVICE	90158	A	INV#11213 LEC	598.55
FUELMAN	90206	A	FUEL - LEC	6,393.19
GALLS INC	90087	A	INV#29291736 LEC	438.44
GT DISTRIBUTORS, INC	90093	A	INV#UINV0057245 LEC	532.74
GT DISTRIBUTORS, INC	90094	A	INV#INV#1020946 LEC	268.05
GT DISTRIBUTORS, INC	90162	A	INV#INV1018879 LEC	708.45
GT DISTRIBUTORS, INC	90163	A	INV#UINV0057344 LEC	14.50
GT DISTRIBUTORS, INC	90164	A	INV#UNIV0057348 LEC	662.92
GT DISTRIBUTORS, INC	90165	A	INV#INV1018924 LEC	171.20
GT DISTRIBUTORS, INC	90166	A	INV#INV1021441 LEC	817.75
ICS JAIL SUPPLIES INC.	90098	A	INV#INV804262 LEC	266.84
LAW ENFORCEMENT SYSTEMS INC	90175	A	INV#223285 LEC	158.00
LEATRICE ELSBURY	90100	A	REIMBURSEMENT	1,272.22
NORTH BLANCO COUNTY EMS	90023	A	PATIENT #09021992 JAIL	378.49
NORTH BLANCO COUNTY EMS	90024	A	PATIENT #09071979 JAIL	544.44
OFFICESUPPLY.COM	90110	A	INV#6135349 LEC	109.58
OFFICESUPPLY.COM	90111	A	INV#6161881 LEC	68.96
OFFICESUPPLY.COM	90112	A	INV#6156194 LEC	239.86
PERFORMANCE FOOD SERVICE	90116	A	INV#2475940 LEC	1,494.29
PERFORMANCE FOOD SERVICE	90117	A	INV#2483121 LEC	3,200.60
PERFORMANCE FOOD SERVICE	90180	A	INV#2490577 LEC	1,159.39
PETERSON TIRE	90120	A	INV#BL56423 LEC	30.00
PETERSON TIRE	90121	A	INV#JC46895 LEC	437.00
PETERSON TIRE	90122	A	INV#JC46955 LEC	60.00
PETERSON TIRE	90123	A	INV#JC46839 LEC	448.00
PETERSON TIRE	90182	A	INV#BL56604 LEC	20.00
POLICE & SHERIFFS PRESS	90183	A	INV#110972 LEC	110.95
ROBERT WOODRING	90184	A	REIMBURSEMENT	194.75
SAM HOUSTON STATE UNIVERSITY	90185	A	CONF#410586731 LEC	542.15
SECURITAS TECHNOLOGY CORP	90028	A	INV #6004579505 LEC	487.00
SEYMOURS INC.	90126	A	INV#58409 LEC	854.61
SHERIFFS' ASSOC OF TEXAS	90187	A	SAT MEMBERSHIPS	900.00
SHSU - TEXAS JAIL ASSOC	90186	A	DUES	510.00
SIRCHIE SUPPLY	90127	A	INV#0668133-IN LEC	259.47
TERRI LYNN BECKMAN	90124	A	INV#17 LEC	4,350.00
TEXAS A&M ENGINEERING EXT SRV	90133	A	INV#EH7310889 LEC	312.00
VERIZON WIRELESS	90050	A	IEM #356071121038518 LEC	32.49
VERIZON WIRELESS	90051	A	IEM #356071120994133 LEC	32.49
VERIZON WIRELESS	90052	A	IEM #357508459863024 LEC	32.49
DEPARTMENT TOTAL				42,230.04
0432-COUNTY AUDITOR				
AMAZON CAPITAL SERVICES, INC	90143	A	INV#1CXR-X7KH-1R6N CO AUDITOR	47.96
DEPARTMENT TOTAL				47.96
0435-INDIGENT HEALTH CARE				
JOHNSON CITY PHARMACY	90014	A	INV #1001 INDIGENT	411.60
SCOTT & WHITE HOSPITAL	90027	A	PATIENT #15503149 INDIGENT	43.87
DEPARTMENT TOTAL				455.47
0440-COUNTY EXTENSION AGENCY				
CARLEY HOWELL	90155	A	AG AGENT TRAVEL	187.20
GRETCHEN L. SANDERS	90161	A	EXT AGENT TRAVEL	179.56

DEPARTMENT

NAME-OF-VENDOR	INVOICE-NO	S	DESCRIPTION-OF-INVOICE	AMOUNT
PERRY OFFICE PLUS	90181	A	INV#IN-1562907 AGRILIFE	355.42
TEXAS AGRILIFE EXTENSION SERVICE	90134	A	INV#E510900 AGRILIFE	1,341.00
DEPARTMENT TOTAL				2,063.18
0445-EMERGENCY MANAGEMENT				
AMAZON CAPITAL SERVICES, INC	90146	A	INV#1MMF-6RQ7-GXJP ER MGMT	603.20
CARD SERVICE CENTER	90208	A	4707 1205 3610 0385 LIESMANN	562.22
FUELMAN	90196	A	FUEL - ER MGMT	116.93
JOHNSON CITY HYDRO GAS	90172	A	INV#6569 ER MGMT	70.30
THIRD COAST DISTRIBUTING, LLC	90140	A	INV#152195 PCT 3	38.79
THIRD COAST DISTRIBUTING, LLC	90192	A	INV#980135 ER MGMT	220.99
DEPARTMENT TOTAL				1,612.43
0450-JUDICIAL EXPENSES				
BURNET COUNTY TREASURER	90009	A	INV #QTR4-FY24 PUBLIC DEFENDERS	12,657.17
COWART LAW OFFICE	90036	A	33RD CASE #1802	500.00
HILL COUNTRY FORENSICS LLC	90012	A	CASE #24-00528 JP 1	2,900.00
KELLY GROSSMAN	90044	A	COURT REPORTER - COUNTY	680.40
SHELL & SHELL	90029	A	424TH CV08157	382.50
TREY BROWN, PLLC	90038	A	33RD CR02228	400.00
DEPARTMENT TOTAL				17,520.07
0455-COMMUNITY SERVICES				
AMERICAN LEGION TX POST 352	90004	A	2024-2025 BUDGET REQUEST	1,000.00
BLANCO GOOD SAMARITAN CENTER	90008	A	2024-2025 BUDGET REQUEST	5,000.00
TEXAS WILDLIFE DAMAGE MGMT FUND	90035	A	INV #256626 OCTOBER 2024	2,400.00
DEPARTMENT TOTAL				8,400.00
0500-COURTHOUSE EXPENSES				
1000BULBS.COM	90141	A	INV#W04187589	518.05
3 PHASE ELECTRIC, LLC	90142	A	INV#2253 LEC	828.57
AMAZON CAPITAL SERVICES, INC	90145	A	INV#1KM6-TTVN-HW6J	1,198.03
BILL'S LOCK & KEY	90066	A	INV#31364 LEC	5.00
CARD SERVICE CENTER	90209	A	4707 1205 3610 0344 COUNTY	12.64
CARD SERVICE CENTER	90215	A	4707 1205 3610 0666 SWIFT	90.85
CARD SERVICE CENTER	90216	A	4707 1205 3610 0666 SWIFT	899.00
CARD SERVICE CENTER	90219	A	4707 1205 3610 9397 CO JUDGE	111.44
DECOTY	90010	A	INV #990642	104.80
GRAVES HUMPHRIES, STAHL, LIMITED	90011	A	REPORT #COL005 JP 1	1,061.72
GULF COAST PAPER CO. INC.	90168	A	INV#2590725	1,074.56
GULF COAST PAPER CO. INC.	90169	A	INV#2590726 S ANNEX	386.11
HC & HL TECHNOLOGY SOLUTIONS LLC	90045	A	INV #B2803	12,177.16
JOE HERNANDEZ	90171	A	REIMBURSEMENT	102.55
JOHNSON CITY PUBLICATIONS LP	90170	A	INV#49341	67.00
JOHNSON CONTROLS	90015	A	INV #24379358 LEC	2,153.38
JOHNSON CONTROLS	90016	A	INV #24386430 LEC	353.77
LOWER COLORADO RIVER AUTHORITY	90019	A	INV #TWER0006328	311.46
MONACO FAMILY ENTERPRISES, INC	90176	A	INV#LS24048594 LEC	180.24
MOURSUND INSURANCE AGENCY	90020	A	INV #24639 SMITH BOND	50.00
MOURSUND INSURANCE AGENCY	90021	A	INV #24649 BUCY BOND	50.00
MOURSUND INSURANCE AGENCY	90022	A	INV #24638 DIST CLERK	189.00
MUNICIPAL EMERGENCY SERVICES	90177	A	ORDER#SO2015542 LEC	300.00
ODIORNE FEED/RANCH SUPPLY INC	90108	A	INV#218300 LEC	153.75
ODIORNE FEED/RANCH SUPPLY INC	90178	A	INV#218896	29.00
OLD ANNEX OFFICE SOLUTIONS	90043	A	NOVEMBER 2024	1,800.00
OUTLAW LUMBER & HARDWARE, LLC	90115	A	INV#132062	42.00
SAN JUANA M. SALAZAR	90053	A	CLEANING SERVICES SOUTH ANNEX	400.00

DEPARTMENT

NAME-OF-VENDOR	INVOICE-NO	S	DESCRIPTION-OF-INVOICE	AMOUNT
STAN KLEIN, AIA NCARB	90030	A	INV #24-0092 CUPOLA PROJECT	3,341.25
TERMINIX	90031	A	INV #347792 LEC	149.00
TERMINIX	90032	A	INV #347793 ANNEX	110.00
TERMINIX	90033	A	INV #347799 SOUTH ANNEX	93.00
TEXAS A&M AGRILIFE	90132	A	REF#86052135 PCT 2	55.00
TEXAS A&M AGRILIFE	90188	A	REF#86051781 - UECKER, EMIL	70.00
TEXAS A&M AGRILIFE	90189	A	REF#85836271 - WEIR, TOMMY	70.00
TEXAS A&M AGRILIFE	90190	A	REF#85836099 - RILEY, CHARLES	70.00
TEXAS DEPARTMENT OF STATE HEALTH SE	90135	A	INSPECTION#2351	150.00
TK ELEVATOR	90037	A	INV #3008145163	1,032.01
VESTED NETWORKS	90042	A	INV #14546	54.00
WW GRAINGER, INC	90088	A	INV#9267183706	147.69
WW GRAINGER, INC	90089	A	INV#9267183706 S ANNEX	87.58
WW GRAINGER, INC	90090	A	INV#9267183706 LEC	80.65
WW GRAINGER, INC	90091	A	INV#9293446754 N ANNEX	90.96
WW GRAINGER, INC	90092	A	INV#9286546248 N ANNEX	48.36
DEPARTMENT TOTAL				30,299.58
0505-MAINTENANCE DEPARTMENT				
AMAZON CAPITAL SERVICES, INC	90061	A	INV#13X7-6XD7-HTHL MAINTENANCE	105.98
FUELMAN	90200	A	FUEL - MAINTENANCE	243.90
DEPARTMENT TOTAL				349.88
0515-JUSTICE OF THE PEACE PCT #1				
NORTHEAST TEXAS DATA CORP.	90025	A	REPORT #CAS017 JP 1	96.00
DEPARTMENT TOTAL				96.00
0525-CONSTABLE PCT #1				
FUELMAN	90197	A	FUEL - CONSTABLE 1	186.18
GT DISTRIBUTORS, INC	90167	A	INV#DPT000336107 CONST 1	579.80
DEPARTMENT TOTAL				765.98
0530-CONSTABLE PCT #4				
AXON ENTERPRISE, INC	90005	A	INV #INUS284184 CONSTABLE #4	939.07
FUELMAN	90198	A	FUEL - CONSTABLE 4	498.62
GT DISTRIBUTORS, INC	90095	A	INV#INV1019020 CONST 4	1,200.00
GT DISTRIBUTORS, INC	90096	A	INV#INV1019020 CONST 4	528.75
DEPARTMENT TOTAL				3,166.44
0535-911-COUNTY EXPENSES				
BIS CONSULTING, LLC	90006	A	INV #12351 911	3,090.00
DEPARTMENT TOTAL				3,090.00
0545-VERTERAN SERVICES				
AMERICAN LEGION TX POST 352	90062	A	MEMBER ID#353022383 VSO	50.00
DEPARTMENT TOTAL				50.00
0550-RECYCLING COORDINATOR				
BAMS DIESEL SERVICE	90153	A	ORDER#3560 RECYCLING	776.90
BLANCO HYDRO GAS CO.	90154	A	ACCT#2411-0 RECYCLING	28.00
CARD SERVICE CENTER	90214	A	4707 1205 3610 0666 SWIFT	204.90
DEPARTMENT TOTAL				1,009.80
0560-GENERAL FUND CAPITAL EQUIPMENT				
ELECTION SYSTEMS & SOFTWARE	90080	A	INV#CD2106574 EA	13,335.00
ELECTION SYSTEMS & SOFTWARE	90081	A	INV#CD2106912 EA	125.16
JOHNSON CITY SIGN SHOP	90173	A	INV#9206	177.00

DEPARTMENT

NAME-OF-VENDOR	INVOICE-NO	S	DESCRIPTION-OF-INVOICE	AMOUNT
RDO EQUIPMENT	90125	A	INV#1802954 PCT 3	343,328.08
DEPARTMENT TOTAL				356,965.24
0585-COUNTY INSPECTOR				
AMAZON CAPITAL SERVICES, INC	90144	A	INV#1CXR-X7KH-1R6N ADDRESSING	23.00
CARD SERVICE CENTER	90212	A	4707 1205 3610 0559 ROEDER	100.00
FUELMAN	90201	A	FUEL - INSPECTOR	36.69
DEPARTMENT TOTAL				159.69
FUND TOTAL				484,388.47

DEPARTMENT

NAME-OF-VENDOR	INVOICE-NO	S	DESCRIPTION-OF-INVOICE	AMOUNT
0540-R&B PCT #1				
ASPHALT PATCH ENT. INC.	90063	A	INV#845705 PCT 1	571.76
FUELMAN	90202	A	FUEL - PCT 1	820.27
N GLANTZ & SON	90101	A	INV#6647456-00 PCT 1	138.99
ODIORNE FEED/RANCH SUPPLY INC	90109	A	INV#218693 PCT 1	120.00
OUTLAW LUMBER & HARDWARE, LLC	90179	A	INV#132820 PCT 1	21.98
THIRD COAST DISTRIBUTING, LLC	90136	A	INV#978739 PCT 1	27.67
THIRD COAST DISTRIBUTING, LLC	90137	A	INV#979055 PCT 1	8.98
THIRD COAST DISTRIBUTING, LLC	90138	A	INV#979430 PCT 1	36.98
UNIFIRST CORPORATION	90039	A	ACCT #512256 PCT 1	262.39
DEPARTMENT TOTAL				2,009.02
0550-R&B PCT #2				
BLANCO COUNTY TAX ASSESSOR-COLLECT	90067	A	LICENSE TAG #1199662 PCT 2	7.50
FUELMAN	90203	A	FUEL - PCT 2	375.81
N GLANTZ & SON	90102	A	INV#6647456-00 PCT 2	138.99
ODIORNE FEED/RANCH SUPPLY INC	90105	A	INV#217403 PCT 2	219.99
ODIORNE FEED/RANCH SUPPLY INC	90106	A	INV#482433 PCT 2	0.50
THIRD COAST DISTRIBUTING, LLC	90139	A	INV#975285 PCT 2	15.49
THIRD COAST DISTRIBUTING, LLC	90193	A	INV#978376 PCT 2	112.89
THIRD COAST DISTRIBUTING, LLC	90194	A	INV#978542 PCT 2	149.97
UNIFIRST CORPORATION	90040	A	ACCT #512256 PCT 2	84.88
WILLIAMSON COUNTY EQUIPMENT CO	90195	A	INV#200-61559 PCT 2	905.32
DEPARTMENT TOTAL				2,011.34
0560-R&B PCT #3				
CARD SERVICE CENTER	90207	A	4707 1205 3610 0385 LIESMANN	64.78
ELLIOTT ELECTRIC SUPPLY	90156	A	INV#36-33831-01 PCT 3	1,394.66
ELLIOTT ELECTRIC SUPPLY	90157	A	INV#36-34123-02, CR INV#36-33831-02	704.22
FORD & CREW HOME AND HARDWARE	90084	A	INV#24533/1 PCT 3	130.62
FORD & CREW HOME AND HARDWARE	90085	A	INV#24721/1 PCT 3	273.97
FORD & CREW HOME AND HARDWARE	90086	A	INV#24745/1 PCT 3	24.96
FORD & CREW HOME AND HARDWARE	90159	A	INV#24904/1 PCT 3	43.47
FORD & CREW HOME AND HARDWARE	90160	A	INV#24922/1 PCT 3	1.99
N GLANTZ & SON	90103	A	INV#6647456-00 PCT 3	138.99
DEPARTMENT TOTAL				2,777.66
0570-R&B PCT #4				
BLANCO COUNTY TAX ASSESSOR-COLLECT	90068	A	LICENSE TAG #1415555 PCT 4	7.50
CAMPBELL FUCHS	90070	A	INV#INV0142 PCT 4	3,900.00
FUELMAN	90204	A	FUEL - PCT 4	853.92
N GLANTZ & SON	90104	A	INV#6647456-00 PCT 4	139.00
OUTLAW LUMBER & HARDWARE, LLC	90113	A	INV#132130 PCT 4	34.43
OUTLAW LUMBER & HARDWARE, LLC	90114	A	INV#132385 PCT 4	55.96
PETERSON TIRE	90119	A	INV#BL56501 PCT 4	7.00
UNIFIRST CORPORATION	90041	A	ACCT #512256 PCT 4	167.07
DEPARTMENT TOTAL				5,164.88
FUND TOTAL				11,962.90

DEPARTMENT

NAME-OF-VENDOR	INVOICE-NO	S	DESCRIPTION-OF-INVOICE	AMOUNT
0400-RECORDS MANAGEMENT CLERK EXPENSES				
KOFILE TECHNOLOGIES, INC	90018	A	INV #KT-017971 CO CLERK	571.00-
KOFILE TECHNOLOGIES, INC	90017	A	INV #KT-017971 CO CLERK	1,946.25
PPT	90026	A	INV #84959 CO CLERK	13.66
DEPARTMENT TOTAL				1,388.91
FUND TOTAL				1,388.91

DEPARTMENT				
NAME-OF-VENDOR	INVOICE-NO	S	DESCRIPTION-OF-INVOICE	AMOUNT
0400-JP 4 TECHNOLOGY FUND EXPENSES				
DELL MARKETING L.P.	90072	A	INV#10779348702 JP4	1,917.06
DEPARTMENT TOTAL				1,917.06
FUND TOTAL				1,917.06

DEPARTMENT

NAME-OF-VENDOR	INVOICE-NO	S	DESCRIPTION-OF-INVOICE	AMOUNT
0400-ELECTON SERVICES EXPENSES				
AMAZON CAPITAL SERVICES, INC	90060	A	INV#174P-MT6K-T9JK EA	1,900.95
DEPARTMENT TOTAL				1,900.95
FUND TOTAL				1,900.95

DEPARTMENT

NAME-OF-VENDOR	INVOICE-NO	S	DESCRIPTION-OF-INVOICE	AMOUNT
0400-JAIL INMATE COMMISSARY EXPENSES				
AMAZON CAPITAL SERVICES, INC	90056	A	INV#1YR7-C3PH-KH4G LEC	73.16
CARD SERVICE CENTER	90217	A	4707 1205 3610 9397 CO JUDGE	93.94
DEPARTMENT TOTAL				167.10
FUND TOTAL				167.10

DEPARTMENT

NAME-OF-VENDOR	INVOICE-NO	S	DESCRIPTION-OF-INVOICE	AMOUNT
0400-EXPENSES				
KENDNEL KASPER CONSTURCTION	90049	A	APPL. #14 STAR FLIGHT	450,212.68
DEPARTMENT TOTAL				450,212.68
FUND TOTAL				450,212.68

TIME:10:10 AM

PREPARER:0004

DEPARTMENT

NAME-OF-VENDOR

INVOICE-NO

S

DESCRIPTION-OF-INVOICE

AMOUNT

GRAND TOTAL

951,938.07

Blanco County Commissioners' Court

November 12, 2024

Invoice File Listing By Fund to Ratify

Fund	Description	Disbursement
010	General Fund	\$ 75,246.10
015	Road & Bridge Fund	\$ 136.61
049	Exhibit Hall	\$ 764.32
Total		\$ 76,147.03

The attached list of Claims Payable have been examined & approved for payment by the Assistant County Auditor as provided by the Texas LGC 113.064 & 113.065

Attest Asst. County Auditor:

M. Lopez

Date

11-7-24

The attached list of Claims Payable have been examined & approved for payment by the Commissioners' Court as provided by the Texas LGC 115.021 & 115.022

County Judge

Date

Commissioner Pct 1

Commissioner Pct 3

Commissioner Pct 2

Commissioner Pct 4

COPY

 DEPARTMENT

NAME-OF-VENDOR	INVOICE-NO	S	DESCRIPTION-OF-INVOICE	AMOUNT
0300-GENERAL FUND REVENUES				
STATE COMPTROLLER	89964	R	1-74-6001460-2 CIVIL FEES	6,457.70
STATE COMPTROLLER	89965	R	1-74-6001460-2 SEXUAL ASSAULT	25.00
STATE COMPTROLLER	89966	R	1-74-6001460-2 SPECIALTY COURT	9.24
STATE COMPTROLLER	89967	R	1-74-6001460-2 ELECTRONIC	26.28
STATE COMPTROLLER	89968	R	1-74-6001460-2 CRIMINAL FEES	54,068.56
STATE COMPTROLLER	89969	R	1-74-6001460-2 CHID SAFETY SEAT	25.00
TEXAS ASSOCIATION OF COUNTIES	89993	R	NEWMAN & LOVING INSURANCE COBRA	3,202.26
DEPARTMENT TOTAL				63,814.04
0411-ELECTIONS ADMINISTRATOR				
VERIZON WIRELESS	89985	R	INV #9977021462 ELECTIONS	292.05
DEPARTMENT TOTAL				292.05
0425-COUNTY SHERIFF				
A T & T MOBILITY	89995	R	INV #287289997662X10272024 LEC	20.59
CITY OF JOHNSON CITY	90000	R	ACCT #09-1761-01 LEC	1,609.42
CITY OF JOHNSON CITY	90001	R	ACCT #09-1760-01 LEC	491.51
CITY OF JOHNSON CITY	90002	R	ACCT #09-1762-01 LEC	54.74
VERIZON WIRELESS	89992	R	INV #9977063798 LEC	2,629.52
DEPARTMENT TOTAL				4,805.78
0440-COUNTY EXTENSION AGENCY				
AIDEN FULTON	89982	R	FERAL HOG ABATEMENT	100.00
CHAWA PEARSON	89981	R	FERAL HOG ABATEMENT	590.00
DEPARTMENT TOTAL				690.00
0445-EMERGENCY MANAGEMENT				
A T & T MOBILITY	89994	R	INV #287289997662X10272024 EM	31.35
VERIZON WIRELESS	89991	R	INV #9977063798 EM	86.50
DEPARTMENT TOTAL				117.85
0450-JUDICIAL EXPENSES				
BLANCO COUNTY DISTRICT CLERK	89983	R	GRAND JURY PAY 11-6-2024	780.00
DEPARTMENT TOTAL				780.00
0500-COURTHOUSE EXPENSES				
CANON FINANCIAL SERVICES, INC.	89963	R	INV #35865816 LEC	37.92
CITY OF BLANCO	89978	R	ACCT #04-0016-00 SOUTH ANNEX	147.79
CITY OF JOHNSON CITY	89996	R	ACCT #01-1759-01 ANNEX	54.74
CITY OF JOHNSON CITY	89997	R	ACCT #01-1758.01 ANNEX	80.57
CITY OF JOHNSON CITY	89998	R	ACCT #01-1757-01 PCT 2	197.58
CITY OF JOHNSON CITY	89999	R	ACCT #01-1756-01 COURTHOUSE	197.58
HILL COUNTRY WIRELESS & TECHNOLOGY	89970	R	INV #4235-20241020-1 OLD JAIL	25.00
HILL COUNTRY WIRELESS & TECHNOLOGY	89971	R	INV #4450-20241020-1 RECYCLE	25.00
HILL COUNTRY WIRELESS & TECHNOLOGY	89972	R	INV #1040-20241020-1 ADULT PROBATIO	50.00
HILL COUNTRY WIRELESS & TECHNOLOGY	89973	R	INV #2492-20241020-1 ELECTIONS	50.00
HILL COUNTRY WIRELESS & TECHNOLOGY	89974	R	INV #3406-20241020-1 PCT 2	25.00
PITNEY BOWES BANK INC.	89976	R	ACCT #8000-9090-0697-9400 POSTAGE	1,000.00
VERIZON WIRELESS	89988	R	INV #9977063798 FM	40.23
VERTICAL BRIDGE S3 ASSETS, LLC	89977	R	INV #00957826 NOVEMBER 2024	1,752.10
DEPARTMENT TOTAL				3,683.51
0505-MAINTENANCE DEPARTMENT				
VERIZON WIRELESS	89987	R	INV #9977063798 MAINTENANCE	40.23
DEPARTMENT TOTAL				40.23
0520-JUSTICE OF THE PEACE #4				

DEPARTMENT	INVOICE-NO	S	DESCRIPTION-OF-INVOICE	AMOUNT
NAME-OF-VENDOR				
DELL MARKETING L.P.	89980	R	INV #10778888022	933.90
DEPARTMENT TOTAL				933.90
0525-CONSTABLE PCT #1				
VERIZON WIRELESS	89989	R	INV #9977063798 CONSTABLE #1	27.72
DEPARTMENT TOTAL				27.72
0530-CONSTABLE PCT #4				
VERIZON WIRELESS	89990	R	INV #9977063798 CONSTABLE #4	20.79
DEPARTMENT TOTAL				20.79
0545-VERTERAN SERVICES				
VERIZON WIRELESS	89986	R	INV #9977063798 VA	40.23
DEPARTMENT TOTAL				40.23
FUND TOTAL				75,246.10

DEPARTMENT

NAME-OF-VENDOR	INVOICE-NO	S	DESCRIPTION-OF-INVOICE	AMOUNT
0560-R&B PCT #3				
FRONTIER COMMUNICATIONS	89984	R	830-825-3270 PCT 3	136.61
DEPARTMENT TOTAL				136.61
FUND TOTAL				136.61

DEPARTMENT

NAME-OF-VENDOR	INVOICE-NO	S	DESCRIPTION-OF-INVOICE	AMOUNT
0400-EXPENSES				
CITY OF JOHNSON CITY	90003	R	ACCT #01-2011-01 EXHIBIT HALL	68.75
HILL COUNTRY WIRELESS & TECHNOLOGY	89975	R	INV #4175-20241020-01 FAIR GROUNDS	50.00
PEDERNALES ELECTRIC COOP	89979	R	ACCT #3001577088 FAIR GROUNDS	645.57
DEPARTMENT TOTAL				764.32
FUND TOTAL				764.32

DEPARTMENT

NAME-OF-VENDOR

INVOICE-NO

S

DESCRIPTION-OF-INVOICE

AMOUNT

GRAND TOTAL

76,147.03

BLANCO COUNTY
PROPOSED HOLIDAY SCHEDULE FOR 2025

Wednesday, January 1	New Year's Day
Monday, January 20	Martin Luther King Jr. Day
Monday, February 17	Presidents' Day
Friday, April 18	Good Friday
Monday, May 26	Memorial Day
Friday, July 4	Independence Day
Monday, September 1	Labor Day
Monday, October 13	Columbus Day
Tuesday, November 11	Veteran's Day
Thursday, November 27	Thanksgiving Day
Friday, November 28	Day after Thanksgiving
Wednesday, December 24	Christmas Eve
Thursday, December 25	Christmas Day

This schedule gives employees a total of one (1) floating holiday in addition to the above schedule.

Proposed Twice A Month
2025 Drop-Off Dates
for New Subdivision Applications

Drop off dates by
appointment only

Commissioners' Court Date

x

December 29, 30, 31 Revised to January 1 , 2, 3		28 January, 2025
January 13, 14, 15		11 February, 2025
January 27, 28, 29		25 February, 2025
February 10, 11, 12		11 March, 2025
February 24, 25, 26		25 March, 2025
March 10, 11, 12		8 April, 2025
March 24, 25, 26		22 April, 2025
April 14, 15, 16		13 May, 2025
April 28, 29, 30		27 May, 2025
May 12, 13, 14		10 June, 2025
May 26 , 27, 28		24 June, 2025
June 9, 10, 11		8 July, 2025
June 23, 24, 25		22 July, 2025
July 14, 15, 16		12 August, 2025
July 28, 29, 30		26 August, 2025
August 11, 12, 13		9 September, 2025
August 24, 25, 26		23 September, 2025
September 15, 16, 17		14 October, 2025
September 29, 30, Oct 1		28 October, 2025
October 13 , 14, 15		11 November, 2025
October 27, 28, 29		25 November, 2025
November 10, 11 , 12		9 December, 2025

* color red denotes holiday/weekend

Billing Address:
BLANCO COUNTY SHERIFFS
DEPT
P O BOX 365
JOHNSON CITY, TX 78636
US

Quote Date:10/01/2024
Expiration Date:12/30/2024
Quote Created By:
Daniel Howard
Dan.Howard1@
motorolasolutions.com

End Customer:
BLANCO COUNTY SHERIFFS DEPT
Contract: 17212 - CITY OF AUSTIN (TX)

Line #	Item Number	Description	Qty	List Price	Sale Price	Ext. Sale Price
	APX™ 6000 Series	APX6000				
1	H98KGH9PW7BN	APX6000 VHF MHZ MODEL 3.5 PORTABLE	3	\$4,104.00	\$2,790.72	\$8,372.16
1a	QA01648AA	ADD: HW KEY SUPPLEMENTAL DATA	3	\$6.00	\$4.08	\$12.24
1b	QA01767AT	ADD: P25 LINK LAYER AUTHENTICATION	3	\$110.00	\$74.80	\$224.40
1c	Q361AR	ADD: P25 9600 BAUD TRUNKING	3	\$330.00	\$224.40	\$673.20
1d	Q173AZ	ADD: SMARTZONE OMNILINK	3	\$220.00	\$149.60	\$448.80
1e	QA00580AC	ADD: TDMA OPERATION	3	\$495.00	\$336.60	\$1,009.80
1f	Q887AU	ADD: 5Y ESSENTIAL SERVICE	3	\$306.00	\$306.00	\$918.00
1g	QA09006AA	ADD: ADAPTIVE NOISE SUPPRESSION	3	\$165.00	\$112.20	\$336.60
1h	H38BT	ADD: SMARTZONE OPERATION	3	\$1,320.00	\$897.60	\$2,692.80
1i	QA09113AB	ADD: BASELINE RELEASE SW	3	\$0.00	\$0.00	\$0.00
1j	Q806BM	ADD: ASTRO DIGITAL CAI OPERATION	3	\$567.00	\$385.56	\$1,156.68
1k	Q667BB	ADD: ADP ONLY (NON-P25 CAP COMPLIANT) (US ONLY)	3	\$0.00	\$0.00	\$0.00
2	NNTN8860B	CHARGER, SINGLE-UNIT, IMPRES 2, 3A, 115VAC, US/NA	3	\$186.50	\$139.88	\$419.64

Grand Total**\$16,264.32(USD)**

Any sales transaction following Motorola's quote is based on and subject to the terms and conditions of the valid and executed written contract between Customer and Motorola (the "Underlying Agreement") that authorizes Customer to purchase equipment and/or services or license software (collectively "Products"). If no Underlying Agreement exists between Motorola and Customer, then Motorola's Standard Terms of Use and Motorola's Standard Terms and Conditions of Sales and Supply shall govern the purchase of the Products.
Motorola Solutions, Inc.: 500 West Monroe, United States - 60661 - #: 36-1115800

Notes:

- Unless otherwise noted, this quote excludes sales tax or other applicable taxes (such as Goods and Services Tax, sales tax, Value Added Tax and other taxes of a similar nature). Any tax the customer is subject to will be added to invoices.



Billing Address:
 BLANCO COUNTY SHERIFFS
 DEPT
 P O BOX 365
 JOHNSON CITY, TX 78636
 US

Quote Date:10/01/2024
 Expiration Date:12/30/2024
 Quote Created By:
 Daniel Howard
 Dan.Howard1@
 motorolasolutions.com

End Customer:
 BLANCO COUNTY SHERIFFS DEPT
 Contract: 22918 - TX DIR TSO-4101

Line #	Item Number	Description	Qty	List Price	Sale Price	Ext. Sale Price
	APX™ 6500 / Enh Series	ENHANCEDAPX6500				
1	M25KSS9PW1BN	APX6500 ENHANCED VHF MOBILE	3	\$3,383.12	\$2,469.68	\$7,409.04
1a	QA01648AA	ADD: HW KEY SUPPLEMENTAL DATA	3	\$6.00	\$4.38	\$13.14
1b	GA00318AF	ENH: 5 YEAR ESSENTIAL SVC	3	\$480.00	\$480.00	\$1,440.00
1c	G831AD	ADD: SPKR 15W WATER RESISTANT	3	\$66.00	\$48.18	\$144.54
1d	GA00580AA	ADD: TDMA OPERATION	3	\$495.00	\$361.35	\$1,084.05
1e	G629AB	ADD:1/4 WAVE BROADBAND ANT 146-174	3	\$70.00	\$51.10	\$153.30
1f	G51AU	ENH: SMARTZONE OPERATION APX6500	3	\$1,320.00	\$963.60	\$2,890.80
1g	G67DT	ADD: REMOTE MOUNT E5 APXM	3	\$327.00	\$238.71	\$716.13
1h	W12DK	ADD: RF PREAMP APX	3	\$73.00	\$53.29	\$159.87
1i	GA01606AA	ADD: NO BLUETOOTH/ WIFI/GPS ANTENNA NEEDED	3	\$0.00	\$0.00	\$0.00
1j	G444AH	ADD: APX CONTROL HEAD SOFTWARE	3	\$0.00	\$0.00	\$0.00
1k	G806BL	ENH: ASTRO DIGITAL CAI OP APX	3	\$567.00	\$413.91	\$1,241.73
1l	GA01767AG	ADD: RADIO AUTHENTICATION	3	\$110.00	\$80.30	\$240.90
1m	GA01670AA	ADD: APX E5 CONTROL HEAD	3	\$717.00	\$523.41	\$1,570.23



Any sales transaction following Motorola's quote is based on and subject to the terms and conditions of the valid and executed written contract between Customer and Motorola (the "Underlying Agreement") that authorizes Customer to purchase equipment and/or services or license software (collectively "Products"). If no Underlying Agreement exists between Motorola and Customer, then Motorola's Standard Terms of Use and Motorola's Standard Terms and Conditions of Sales and Supply shall govern the purchase of the Products.
 Motorola Solutions, Inc.: 500 West Monroe, United States - 60661 ~ #: 36-1115800



Line #	Item Number	Description	Qty	List Price	Sale Price	Ext. Sale Price
1n	W22BA	ADD: STD PALM MICROPHONE APX	3	\$79.00	\$57.67	\$173.01
1o	QA09113AB	ADD: BASELINE RELEASE SW	3	\$0.00	\$0.00	\$0.00
1p	G361AH	ENH: P25 TRUNKING SOFTWARE APX	3	\$330.00	\$240.90	\$722.70
1q	G193AK	ADD: ADP ONLY (NON-P25 CAP COMPLIANT) (US ONLY)	3	\$0.00	\$0.00	\$0.00

Grand Total **\$17,959.44(USD)**

Notes:

- Unless otherwise noted, this quote excludes sales tax or other applicable taxes (such as Goods and Services Tax, sales tax, Value Added Tax and other taxes of a similar nature). Any tax the customer is subject to will be added to invoices.





PRODUCT PRICING SUMMARY

TIPS USA 210907 AUTOMOBILES

VENDOR- Silsbee Ford, 1211 Hwy 96 N., Silsbee TX 77656

End User: BLANCO COUNTY SLICK TOP

Prepared by: SETH GAMBLIN

Contact: _____

Phone: 512.436.1313

Email: _____

Email: SGAMBLIN.SILSBEEFLEET@GMAIL.COM

Product Description: FORD POLICE INTERCEPTOR UTILITY

Date: November 1, 2024

A. Bid Item: _____

A. Base Price: \$ 48,395.00

B. Factory Options

Code	Description	Bid Price	Code	Description	Bid Price
K8A	2025 FORD PIU	\$ 1,995.00			
99B	3.3L V6 DIRECT-INJECTION ENGINE	\$ -			
86T	TAIL LAMP/POLICE HOUSING	\$ 60.00			
17A	AUX AIR	\$ 610.00			
55F	KEY FOB 6 totsl	\$ 340.00			
60A	GRILLE LIGHTS, SIREN, SPEAKER WIRING	\$ 50.00			
61B	OBD-II SPLITTER	\$ 55.00			
51R	DRIVER SIDE SPOT LED	\$ 395.00			

Total of B. Published Options: \$ 3,505.00

Published Option Discount (5%) \$ (75.50)

C. Unpublished Options

\$= 39.2 %

Description	Bid Price	Options	Bid Price
		EXTERIOR- WHITE	
		INTERIOR- 96	
DANA INSTALL 552606	\$ 20,360.24		
		UTTS ON ORDER **	
		ETA TO US EARLY NOV 2024	

Total of C. Unpublished Options: \$ 20,360.24

D. Floor Plan Interest (for in-stock and/or equipped vehicles):

\$ -

E. Lot Insurance (for in-stock and/or equipped vehicles):

\$ -

F. Contract Price Adjustment:

G. Additional Delivery Charge: 250

\$ 437.50

H. Subtotal:

\$ 72,622.24

I. Quantity Ordered 1 x H =

\$ 72,622.24

J. Trade in:

K.

L. Total Purchase Price

\$ 72,622.24

DANA SAFETY SUPPLY, INC
4809 KOGER BLVD
GREENSBORO, NC 27407

Sales Quote

Telephone: 800-845-0405

Sales Quote No.	552606
Customer No.	SILSBEE

Bill To
SILSBEE FORD FLEET GROUP **NEED ONLY ONE INVOICE PER SO#** **NEED ONLY ONE INVOICE PER SO#** SILSBEE, TX 77656

Ship To
(For Pickup) ROUND ROCK WAREHOUSE 900 E. OLD SETTLERS BLVD Bldg 4 Ste 400 ROUND ROCK, TX 78664

Contact: SETH GAMBLIN
Telephone: 512-436-1313
E-mail: sgamblinsilbsfleet@gmail.com

Contact: Braydon Joslin
Telephone: 512-781-4135
E-mail: bjoslin@danasafetysupply.com

E-mail: bjoslin@danasaletysupply.com

Quote Date	Ship Via		F.O.B.	Customer PO Number	Payment Method
11/01/24	GROUND FREIGHT NON		QUOTED FREIGHT		NET30
Entered By		Salesperson		Ordered By	Resale Number
Braydon Joslin		BRAYDON JOSLIN ROUND		Chief Woodring	17605331440
Order Quantity	Approve Quantity	Tax	Item Number / Description	Unit Price	Extended Price
1	1	N	INFO BLANCO CSO 2025 FORD PIU WHITE - SLICK TOP x1 Warehouse: RROC	0.0000	0.00
1	1	N	INFO FRONT OF VEHICLE Warehouse: RROC	0.0000	0.00
1	1	Y	36-2125 WESTIN 2025 FORD PI UTILITY PUSH BUMPER Warehouse: RROC	328.0000	328.00
1	1	Y	36-2125W WESTIN 2025 FORD PI UTILITY UPPER WINGS Warehouse: RROC	206.4100	206.41
1	1	Y	36-2125PB WESTIN 2025 FORD PI UTILITY PIT BAR Warehouse: RROC	298.0000	298.00
1	1	Y	36-6005SMP4 Westin Elite 23.5" 4-Light Channel mpower HD Warehouse: RROC	38.0000	38.00
1	1	Y	36-2125WC WESTIN WIRE COVER FOR PB Warehouse: RROC	38.0000	38.00

Print Date	11/01/24
Print Time	04:14:32 PM
Page No.	1

Printed By: Braydon Joslin

Continued on Next Page

DANA SAFETY SUPPLY, INC
4809 KOGER BLVD
GREENSBORO, NC 27407

Sales Quote

Telephone: 800-845-0405

Sales Quote No.	552606
Customer No.	SILSBEE

Bill To
SILSBEE FORD FLEET GROUP **NEED ONLY ONE INVOICE PER SO#** **NEED ONLY ONE INVOICE PER SO#** SILSBEE, TX 77656

Ship To
(For Pickup) ROUND ROCK WAREHOUSE 900 E. OLD SETTLERS BLVD Bldg 4 Ste 400 ROUND ROCK, TX 78664

Contact: SETH GAMBLIN
Telephone: 512-436-1313
E-mail: sgamblinsilbsfleet@gmail.com

Contact: Braydon Joslin
Telephone: 512-781-4135
E-mail: bjoslin@danasafetysupply.com

Quote Date	Ship Via	F.O.B.	Customer PO Number	Payment Method	
11/01/24	GROUND FREIGHT NON	QUOTED FREIGHT		NET30	
Entered By		Salesperson	Ordered By	Resale Number	
Braydon Joslin		BRAYDON JOSLIN ROUND	Chief Woodring	17605331440	
Order Quantity	Approve Quantity	Tax	Item Number / Description	Unit Price	Extended Price
4	4	Y	EMPS4STS5RBW SOI, MPWR HD, 4", STM, CLR HSG, RED/BLU/WHT Warehouse: RROC 4 in Each Top Channel PB	126.9300	507.72
2	2	Y	EMPS2SMS5RBW SOI, MPWR FASCIA, 4", SM, BLK HSG, RED/BLU/WHT Warehouse: RROC 1 on Each Side of PB with Bezel	126.9300	253.86
2	2	Y	PMPSABZ01B SOI 4" MPOWER METAL BLACK BEZEL Warehouse: RROC	11.0000	22.00
1	1	Y	ELUC3H010E SOI UNIV UNDERCOVER LED INSERT, 5 WIRE BLUE/WHITE Warehouse: RROC	77.4700	77.47
1	1	Y	ELUC3H010D SOI UNIV UNDERCOVER LED INSERT, 5 WIRE RED/WHITE Warehouse: RROC	77.4700	77.47
1	1	Y	ETSS100J SOI 100J SERIES COMPOSITE SPEAKER Warehouse: RROC 100J series composite speaker w/ universal bail brkt-100 watt	183.0000	183.00

Print Date	11/01/24
Print Time	04:14:32 PM
Page No.	2

Printed By: Braydon Joslin

Continued on Next Page

DANA SAFETY SUPPLY, INC
4809 KOGER BLVD
GREENSBORO, NC 27407

Sales Quote

Telephone: 800-845-0405

Sales Quote No.	552606
Customer No.	SILSBEE

Bill To

SILSBEE FORD FLEET GROUP
NEED ONLY ONE INVOICE PER SO#
NEED ONLY ONE INVOICE PER SO#
SILSBEE, TX 77656

Ship To

(For Pickup)
ROUND ROCK WAREHOUSE
900 E. OLD SETTLERS BLVD
Bldg 4 Ste 400
ROUND ROCK, TX 78664

Contact: SETH GAMBLIN
Telephone: 512-436-1313
E-mail: sgamblinsilbsfleet@gmail.com

Contact: Braydon Joslin
Telephone: 512-781-4135
E-mail: bjoslin@danasafetysupply.com

Quote Date	Ship Via		F.O.B.	Customer PO Number	Payment Method	
11/01/24	GROUND FREIGHT NON		QUOTED FREIGHT		NET30	
Entered By		Salesperson		Ordered By	Resale Number	
Braydon Joslin		BRAYDON JOSLIN ROUND		Chief Woodring	17605331440	
Order Quantity	Approve Quantity	Tax	Item Number / Description		Unit Price	Extended Price
1	1	Y	ENFWB01EFZ SOI, NFLIB, FRNT, 6MOD, 2020-23 PIU W/O76P, RW/BW Warehouse: RROC Ford Explorer/PI Utility w/ Option 76P (2020-23) Split Front (DRV) D12 D12 D12 D12 D12 (PAS) R_W R_W R_W R_W R_W R_W Accessories: PNFLBSPLT1 DSC w/ LIN Breakout Box (Included)		763.4700	763.47
1	1	N	INFO SIDE OF VEHICLE Warehouse: RROC		0.0000	0.00
2	2	Y	ENT3B3RBW SOI INTERSECTOR 18-LED SFC MNT,BLK HSG RED/BLUE/WHITE Warehouse: RROC		173.6000	347.20
1	1	Y	PMP2BKUMB8-P SOI UNDER MIRROR MOUNT BRACKET KIT, PASS., 2025 PIU Warehouse: RROC		25.0000	25.00
1	1	Y	PMP2BKUMB8-D SOI UNDER MIRROR MOUNT BRACKET KIT, DRIVER, 2025 Warehouse: RROC		25.0000	25.00

Print Date	11/01/24
Print Time	04:14:32 PM
Page No.	3

Printed By: Braydon Joslin

Continued on Next Page

DANA SAFETY SUPPLY, INC
4809 KOGER BLVD
GREENSBORO, NC 27407

Sales Quote

Telephone: 800-845-0405

Sales Quote No.	552606
Customer No.	SILSBEE

Bill To
SILSBEE FORD FLEET GROUP **NEED ONLY ONE INVOICE PER SO#** **NEED ONLY ONE INVOICE PER SO#** SILSBEE, TX 77656

Ship To
(For Pickup) ROUND ROCK WAREHOUSE 900 E. OLD SETTLERS BLVD Bldg 4 Ste 400 ROUND ROCK, TX 78664

Contact: SETH GAMBLIN
Telephone: 512-436-1313
E-mail: sgamblinsilbsbeefleet@gmail.com

Contact: Braydon Joslin
Telephone: 512-781-4135
E-mail: bjoslin@danasafetysupply.com

Quote Date	Ship Via		F.O.B.	Customer PO Number	Payment Method	
11/01/24	GROUND FREIGHT NON		QUOTED FREIGHT		NET30	
Entered By			Salesperson	Ordered By	Resale Number	
Braydon Joslin			BRAYDON JOSLIN ROUND	Chief Woodring	17605331440	
Order Quantity	Approve Quantity	Tax	Item Number / Description		Unit Price	Extended Price
4	4	Y	EMPS2STS5RBW SOI, MPWR FASCIA, 4", STM, BLK HSG, RED/BLU/WHT Warehouse: RROC 2 in Each Cargo Window Shroud (4 Total per Unit)		126.9300	507.72
2	2	Y	PMP2WSDDDB SOI 4" MPOWER DUAL WINDOW SHROUD-BLACK Warehouse: RROC		18.0000	36.00
1	1	N	INFO REAR OF VEHICLE Warehouse: RROC		0.0000	0.00
1	1	Y	ENFWB01EP2 SOI, NFILB, REAR, 6MOD, 2020-23 PIU, RA/BA Warehouse: RROC ENFWB01EP2 Ford Explorer/PI Utility w/ Option 76P (2020-23) Solid Rear (DRV) D12 D12 D12 D12 D12 D12 (PAS) R_A R_A R_A B_A B_A B_A Accessories: PNFLBSPLT1 DSC w/ LIN Breakout Box (Included)		763.4700	763.47
2	2	Y	EMPS2QMS5RBW SOI, MPWR FASCIA, 4", QM, BLK HSG, RED/BLU/WHT Warehouse: RROC Vertically Mounted on sides of License Plate *Steady White Reverse*		126.9300	253.86

Print Date	11/01/24
Print Time	04:14:32 PM
Page No.	4

Printed By: Braydon Joslin

Continued on Next Page

DANA SAFETY SUPPLY, INC
4809 KOGER BLVD
GREENSBORO, NC 27407

Sales Quote

Telephone: 800-845-0405

Sales Quote No.	552606
Customer No.	SILSBEE

Bill To
SILSBEE FORD FLEET GROUP **NEED ONLY ONE INVOICE PER SO#** **NEED ONLY ONE INVOICE PER SO#** SILSBEE, TX 77656

Ship To
(For Pickup) ROUND ROCK WAREHOUSE 900 E. OLD SETTLERS BLVD Bldg 4 Ste 400 ROUND ROCK, TX 78664

Contact: SETH GAMBLIN
Telephone: 512-436-1313

Contact: Braydon Joslin
Telephone: 512-781-4135

E-mail: sgamblinsilbsfleet@gmail.com

E-mail: bjoslin@danasafety.com

E-mail: bjoslin@danasaftysupply.com

Quote Date	Ship Via	F.O.B.	Customer PO Number	Payment Method	
11/01/24	GROUND FREIGHT NON	QUOTED FREIGHT		NET30	
Entered By		Salesperson	Ordered By	Resale Number	
Braydon Joslin		BRAYDON JOSLIN ROUND	Chief Woodring	17605331440	
Order Quantity	Approve Quantity	Tax	Item Number / Description	Unit Price	Extended Price
1	1	Y	ELUC3H010D SOI UNIV UNDERCOVER LED INSERT, 5 WIRE RED/WHITE Warehouse: RROC Driver Side Tail light Housing	77.4700	77.47
1	1	Y	ELUC3H010E SOI UNIV UNDERCOVER LED INSERT, 5 WIRE BLUE/WHITE Warehouse: RROC Passenger Side Tail light Housing	77.4700	77.47
2	2	Y	EMPS2QMS5RBW SOI, MPWR FASCIA, 4", QM, BLK HSG, RED/BLU/WHT Warehouse: RROC Mount 2 under Hatch Inside for Rear Lighting	126.9300	253.86
1	1	N	INFO INTERIOR OF VEHICLE Warehouse: RROC	0.0000	0.00
1	1	Y	MISC HAVIS PKG-VSX-1800-INUT-PM-5 CONSOLE PACKAGE Warehouse: RROC Front PocketJet 8 Printer Mount for Laptop Docking Stations for 2020-2025 Ford Interceptor Utility *Includes Cup Holders, Printer Armrest, & Motion Device*	1,146.6700	1,146.67
1	1	Y	CUP2-1001 HAV Self-Adjusting Double Cup Holder Warehouse: RROC	44.6700	44.67

Print Date	11/01/24
Print Time	04:14:32 PM
Page No.	5

Printed By: Braydon Joslin

Continued on Next Page

Sales Quote

DANA SAFETY SUPPLY, INC
4809 KOGER BLVD
GREENSBORO, NC 27407

Telephone: 800-845-0405

Sales Quote No.	552606
Customer No.	SILSBEE

Bill To

SILSBEE FORD FLEET GROUP
NEED ONLY ONE INVOICE PER SO#
NEED ONLY ONE INVOICE PER SO#
SILSBEE, TX 77656

Ship To

(For Pickup)
ROUND ROCK WAREHOUSE
900 E. OLD SETTLERS BLVD
Bldg 4 Ste 400
ROUND ROCK, TX 78664

Contact: SETH GAMBLIN
Telephone: 512-436-1313
E-mail: sgamblinsilbsfleet@gmail.com

Contact: Braydon Joslin
Telephone: 512-781-4135
E-mail: bjoslin@danasafetysupply.com

Quote Date	Ship Via		F.O.B.	Customer PO Number	Payment Method
11/01/24	GROUND FREIGHT NON		QUOTED FREIGHT		NET30
Entered By		Salesperson		Ordered By	Resale Number
Braydon Joslin		BRAYDON JOSLIN ROUND		Chief Woodring	17605331440
Order Quantity	Approve Quantity	Tax	Item Number / Description	Unit Price	Extended Price
1	1	Y	C-ARM-102 HAV ARM REST - MOUNTS TO SIDE OF CONSOLE BOX Warehouse: RROC	62.6700	62.67
1	1	Y	C-EB25-XTL-1P HAV 1-PIECE EQ BRKT FOR XTL REMOTE HEADS & APX750 Warehouse: RROC 1 PIECE BRACKET FOR REMOTE RADIO CONTROL HEAD *****	22.0000	22.00
1	1	Y	DS-PAN-1502-4 HAV DOCKING STATION FOR PANASONIC TOUGHBOOK 40 LAPTOP Warehouse: RROC Docking Station For Panasonic TOUGHBOOK 40 Laptop With Standard Port Replication & Quad Pass-Thru Antenna Connections & LIND Power Supply	1,104.0000	1,104.00
1	1	Y	GK10342UHK SMC DUAL VERT. RACK 2 UNIV. LOCKS W/ HC KEY Warehouse: RROC "Dual T-Rail Mount2 Universal XL Handcuff Key Override"	426.3000	426.30
1	1	Y	PK1186ITU20TM SMC #10XL C2 COATED POLY PARTITION Warehouse: RROC PK1186ITU20TM #10XL C2 COATED POLY PARTITION tall 20-22 INTERCEPTOR UTILITY	769.3000	769.30

Print Date	11/01/24
Print Time	04:14:32 PM
Page No.	6

Printed By: Braydon Joslin

Continued on Next Page

DANA SAFETY SUPPLY, INC
4809 KOGER BLVD
GREENSBORO, NC 27407

Sales Quote

Telephone: 800-845-0405

Sales Quote No.	552606
Customer No.	SILSBEE

Bill To

SILSBEE FORD FLEET GROUP
NEED ONLY ONE INVOICE PER SO#
NEED ONLY ONE INVOICE PER SO#
SILSBEE, TX 77656

Ship To

(For Pickup)
ROUND ROCK WAREHOUSE
900 E. OLD SETTLERS BLVD
Bldg 4 Ste 400
ROUND ROCK, TX 78664

Contact: SETH GAMBLIN
Telephone: 512-436-1313

E-mail: sgamblinsilbsfleet@gmail.com

Contact: Braydon Joslin
Telephone: 512-781-4135

E-mail: bjoslin@danasafetysupply.com

Quote Date		Ship Via		F.O.B.		Customer PO Number		E-mail: bjoslin@danasafetysupply.com	
11/01/24		GROUND FREIGHT NON		QUOTED FREIGHT				Payment Method	
Entered By		Salesperson		Ordered By				NET30	
Braydon Joslin		BRAYDON JOSLIN ROUND		Chief Woodring				Resale Number	
								17605331440	
Order Quantity	Approve Quantity	Tax	Item Number / Description				Unit Price	Extended Price	
1	1	Y	MISC SMC QK2141ITU25 SEAT AND CARGO BARRIER COMBO Warehouse: RROC				1,672.3000	1,672.30	
1	1	Y	DK0100ITU20 SMC TPO POLYMER OVER MOLDED DOOR SKIN Warehouse: RROC				230.3000	230.30	
1	1	Y	DK0100ITU20 WK0514ITU20 SMC VERTICALSTEEL WINDOW BARS FOR 2020+ PIUT Warehouse: RROC				230.3000	230.30	
1	1	Y	TK0841ITU20 SMC CARGO BOX DSE-BSN 20-20 ITU Warehouse: RROC				1,434.3000	1,434.30	
1	1	Y	DSE SLIDING TOP DRAWER WITH ELECTRONIC COMBINATION LOCK BSN BASE SLIDING WITH NO LOCK TPA9289 SMC CARGO BOX SLIDING RADIO TRAY (TRN) Warehouse: RROC RADIO TRAY FOR CARGO BOX WITH NO LOCK ***** *DO NOT USE RADIO TRAY WITH ULTIMATE K9. RADIO TRAY BLOCKS SPARE TIRE*				272.9900	272.99	

Print Date	11/01/24
Print Time	04:14:32 PM
Page No.	7

Printed By: Braydon Joslin

Continued on Next Page

Sales Quote

DANA SAFETY SUPPLY, INC
4809 KOGER BLVD
GREENSBORO, NC 27407

Telephone: 800-845-0405

Sales Quote No.	552606
Customer No.	SILSBEE

Bill To

SILSBEE FORD FLEET GROUP
NEED ONLY ONE INVOICE PER SO#
NEED ONLY ONE INVOICE PER SO#
SILSBEE, TX 77656

Ship To

(For Pickup)
ROUND ROCK WAREHOUSE
900 E. OLD SETTLERS BLVD
Bldg 4 Ste 400
ROUND ROCK, TX 78664

Contact: SETH GAMBLIN
Telephone: 512-436-1313
E-mail: sgamblinsilsbeefleet@gmail.com

Contact: Braydon Joslin
Telephone: 512-781-4135
E-mail: bjoslin@danasaftysupply.com

Quote Date	Ship Via	F.O.B.	Customer PO Number	Payment Method	
11/01/24	GROUND FREIGHT NON	QUOTED FREIGHT		NET30	
Entered By		Salesperson	Ordered By	Resale Number	
Braydon Joslin		BRAYDON JOSLIN ROUND	Chief Woodring	17605331440	
Order Quantity	Approve Quantity	Tax	Item Number / Description	Unit Price	Extended Price
1	1	Y	75454 SLI Stinger DS LED HL w/120V AC/12V DC – 2 holders (Ni Warehouse: RROC	159.9900	159.99
1	1	Y	MISC ANTENNA & COAX KIT FOR APX, IBR900 ROUTER, FZ40 Warehouse: RROC	750.0000	750.00
1	1	Y	TINT Vehicle Window Tint Per Customers Specs Warehouse: RROC	199.0000	199.00
1	1	Y	Ceramic Front 2 to Match Rear 2 Factory 5026B BlueSea 12 Circuit Fuse Block w/ Ground Bus and Cover Warehouse: RROC	50.0000	50.00
1	1	Y	5032B BLUE SEA SYSTEM FUSE BLOCK ST BLADE Warehouse: RROC	50.0000	50.00
1	1	N	INFO CUSTOMER SUPPLIED EQUIPMENT LISTED Warehouse: RROC	0.0000	0.00
			AXON FLEET 3 CAMERA SYSTEM PANASONIC FZ-40		

Print Date	11/01/24
Print Time	04:14:32 PM
Page No.	8

Printed By: Braydon Joslin

Continued on Next Page



PRODUCT PRICING SUMMARY

TIPS USA 210907 AUTOMOBILES

VENDOR- Silsbee Ford, 1211 Hwy 96 N., Silsbee TX 77656

End User: BLANCO COUNTY SO PATROL

Contact: _____

Email: _____

Product Description: FORD POLICE INTERCEPTOR UTILITY

Prepared by: SETH GAMBLIN

Phone: 512.436.1313

Email: SGAMBLIN.SILSBEEFLEET@GMAIL.COM

Date: November 1, 2024

A. Bid Item: _____

A. Base Price: \$ **48,395.00**

B. Factory Options

Code	Description	Bid Price	Code	Description	Bid Price
K8A	2025 FORD PIU	\$ 1,995.00			
99B	3.3L V6 DIRECT-INJECTION ENGINE	\$ -			
86T	TAIL LAMP/POLICE HOUSING	\$ 60.00			
17A	AUX AIR	\$ 610.00			
55F	KEY FOB 6 totsl	\$ 340.00			
60A	GRILLE LIGHTS, SIREN, SPEAKER WIRING	\$ 50.00			
61B	OBD-II SPLITTER	\$ 55.00			
51R	DRIVER SIDE SPOT LED	\$ 395.00			
Total of B. Published Options:					\$ 3,505.00

Published Option Discount (5%) \$ **(75.50)**

C. Unpublished Options

\$= 43.6 %

Description	Bid Price	Options	Bid Price
		EXTERIOR- WHITE	
		INTERIOR- 96	
DANA INSTALL 552596-A	\$ 22,627.53		
		UITS ON ORDER **	
		ETA TO US EARLY NOV 2024	
Total of C. Unpublished Options:			\$ 22,627.53

D. Floor Plan Interest (for in-stock and/or equipped vehicles):

\$ -

E. Lot Insurance (for in-stock and/or equipped vehicles):

\$ -

F. Contract Price Adjustment:

G. Additional Delivery Charge: 250

\$ **437.50**

H. Subtotal:

\$ **74,889.53**

I. Quantity Ordered 2 x H =

\$ **149,779.06**

J. Trade in:

K.

L. Total Purchase Price

\$ **149,779.06**

DANA SAFETY SUPPLY, INC
4809 KOGER BLVD
GREENSBORO, NC 27407

Sales Quote

Telephone: 800-845-0405

Sales Quote No.	552596-A
Customer No.	SILSBEE

Bill To

SILSBEE FORD FLEET GROUP
NEED ONLY ONE INVOICE PER SO#
NEED ONLY ONE INVOICE PER SO#
SILSBEE, TX 77656

Ship To

(For Pickup)
ROUND ROCK WAREHOUSE
900 E. OLD SETTLERS BLVD
Bldg 4 Ste 400
ROUND ROCK, TX 78664

Contact: SETH GAMBLIN
Telephone: 512-436-1313
E-mail: sgamblinsilbsfleet@gmail.com

Contact: Braydon Joslin
Telephone: 512-781-4135
E-mail: bjoslin@danasafetysupply.com

E-mail: bjoslin@danasafetysupply.com

Quote Date	Ship Via		F.O.B.	Customer PO Number	Payment Method
11/01/24	GROUND FREIGHT NON		QUOTED FREIGHT		NET30
Entered By		Salesperson		Ordered By	Resale Number
Braydon Joslin		BRAYDON JOSLIN ROUND		Chief Woodring	17605331440
Order Quantity	Approve Quantity	Tax	Item Number / Description	Unit Price	Extended Price
2	2	N	INFO BLANCO CSO 2025 FORD PIU WHITE - PATROL x2 Warehouse: RROC	0.0000	0.00
2	2	N	INFO FRONT OF VEHICLE Warehouse: RROC	0.0000	0.00
2	2	Y	36-2125 WESTIN 2025 FORD PI UTILITY PUSH BUMPER Warehouse: RROC	328.0000	656.00
2	2	Y	36-2125W WESTIN 2025 FORD PI UTILITY UPPER WINGS Warehouse: RROC	206.4100	412.82
2	2	Y	36-2125PB WESTIN 2025 FORD PI UTILITY PIT BAR Warehouse: RROC	298.0000	596.00
2	2	Y	36-6005SMP4 Westin Elite 23.5" 4-Light Channel mpower HD Warehouse: RROC	38.0000	76.00
2	2	Y	36-2125WC WESTIN WIRE COVER FOR PB Warehouse: RROC	38.0000	76.00

Print Date	11/01/24
Print Time	04:16:20 PM
Page No.	1

Printed By: Braydon Joslin

Continued on Next Page

Sales Quote

DANA SAFETY SUPPLY, INC
4809 KOGER BLVD
GREENSBORO, NC 27407

Telephone: 800-845-0405

Sales Quote No.	552596-A
Customer No.	SILSBEE

Bill To

SILSBEE FORD FLEET GROUP
 NEED ONLY ONE INVOICE PER SO#
 NEED ONLY ONE INVOICE PER SO#
 SILSBEE, TX 77656

Ship To

(For Pickup)
 ROUND ROCK WAREHOUSE
 900 E. OLD SETTLERS BLVD
 Bldg 4 Ste 400
 ROUND ROCK, TX 78664

Contact: SETH GAMBLIN
Telephone: 512-436-1313
E-mail: sgamblinsilbsfleet@gmail.com

Contact: Braydon Joslin
Telephone: 512-781-4135
E-mail: bjoslin@danasafetysupply.com

Quote Date	Ship Via	F.O.B.	Customer PO Number	Payment Method	
11/01/24	GROUND FREIGHT NON	QUOTED FREIGHT		NET30	
Entered By		Salesperson	Ordered By	Resale Number	
Braydon Joslin		BRAYDON JOSLIN ROUND	Chief Woodring	17605331440	
Order Quantity	Approve Quantity	Tax	Item Number / Description	Unit Price	Extended Price
8	8	Y	EMPS4STS5RBW SOI, MPWR HD, 4", STM, CLR HSG, RED/BLU/WHT Warehouse: RROC 4 in Each Top Channel PB	126.9300	1,015.44
4	4	Y	EMPS2SMS5RBW SOI, MPWR FASCIA, 4", SM, BLK HSG, RED/BLU/WHT Warehouse: RROC 1 on Each Side of PB with Bezel	126.9300	507.72
4	4	Y	PMPSABZ01B SOI 4" MPOWER METAL BLACK BEZEL Warehouse: RROC	11.0000	44.00
2	2	Y	ELUC3H010E SOI UNIV UNDERCOVER LED INSERT, 5 WIRE BLUE/WHITE Warehouse: RROC	77.4700	154.94
2	2	Y	ELUC3H010D SOI UNIV UNDERCOVER LED INSERT, 5 WIRE RED/WHITE Warehouse: RROC	77.4700	154.94
4	4	Y	ETSS100J SOI 100J SERIES COMPOSITE SPEAKER Warehouse: RROC 100J series composite speaker w/ universal bail brkt-100 watt	183.0000	732.00

Print Date	11/01/24
Print Time	04:16:20 PM
Page No.	2

Printed By: Braydon Joslin

Continued on Next Page

DANA SAFETY SUPPLY, INC
4809 KOGER BLVD
GREENSBORO, NC 27407

Sales Quote

Telephone: 800-845-0405

Sales Quote No.	552596-A
Customer No.	SILSBEE

Bill To
SILSBEE FORD FLEET GROUP
NEED ONLY ONE INVOICE PER SO#
NEED ONLY ONE INVOICE PER SO#
SILSBEE, TX 77656

Ship To
(For Pickup)
ROUND ROCK WAREHOUSE
900 E. OLD SETTLERS BLVD
Bldg 4 Ste 400
ROUND ROCK, TX 78664

Contact: SETH GAMBLIN
Telephone: 512-436-1313
E-mail: sgamblinsilbsfleet@gmail.com

Contact: Braydon Joslin
Telephone: 512-781-4135
E-mail: bjoslin@danasafetysupply.com

E-mail: bjoslin@danasafetysupply.com

Quote Date	Ship Via	F.O.B.	Customer PO Number	Payment Method	
11/01/24	GROUND FREIGHT NON	QUOTED FREIGHT		NET30	
Entered By		Salesperson	Ordered By	Resale Number	
Braydon Joslin		BRAYDON JOSLIN ROUND	Chief Woodring	17605331440	
Order Quantity	Approve Quantity	Tax	Item Number / Description	Unit Price	Extended Price
2	2	Y	MISC SOI EMPLB01KFR-4QB MPOWER EXT LIGHTBAR 48" Warehouse: RROC 48"/122cm 10-32 Volt MPOWER 6 INCH LED LIGHTBAR W/ 15' LIN DSC TECHNOLOGY /D08/D08/D12/D12/D12/D12/D12/D08/D08/ /R_W/R_W/ R_W /R_W /R_W B_W B_W B_W B_W B_W B_W D08 SILVER O D08 R_W CLEAR O B_W D08\D08\ D12\ D12\ D12\ D12\ D12\ D08/D08/ \R_W\R_W\R_A R_A R_A B_A B_A B_A B_A B_W/B_W/ Accessories - PNFLBSPLT1, AUTO-DIM Mount - Fixed Height Mount (PMPLBK01) & Extension Plate (PMPLBKXT) Hook - PNFLBF44 Vehicle - Ford Explorer/PI SUV w/o Roof Rack (2020-23)	2,531.6700	5,063.34
2	2	N	INFO SIDE OF VEHICLE Warehouse: RROC	0.0000	0.00
4	4	Y	ENT3B3RBW SOI INTERSECTOR 18-LED SFC MNT,BLK HSG RED/BLUE/WHITE Warehouse: RROC	173.6000	694.40
2	2	Y	PMP2BKUMB8-P SOI UNDER MIRROR MOUNT BRACKET KIT, PASS., 2025 PI Warehouse: RROC	25.0000	50.00

Print Date	11/01/24
Print Time	04:16:20 PM
Page No.	3

Printed By: Braydon Joslin

Continued on Next Page

Sales Quote

DANA SAFETY SUPPLY, INC
4809 KOGER BLVD
GREENSBORO, NC 27407

Telephone: 800-845-0405

Sales Quote No.	552596-A
Customer No.	SILSBEE

Bill To

SILSBEE FORD FLEET GROUP
NEED ONLY ONE INVOICE PER SO#
NEED ONLY ONE INVOICE PER SO#
SILSBEE, TX 77656

Ship To

(For Pickup)
ROUND ROCK WAREHOUSE
900 E. OLD SETTLERS BLVD
Bldg 4 Ste 400
ROUND ROCK, TX 78664

Contact: SETH GAMBLIN
Telephone: 512-436-1313
E-mail: sgamblinsilbsfleet@gmail.com

Contact: Braydon Joslin
Telephone: 512-781-4135
E-mail: bjoslin@danasaftysupply.com

Quote Date	Ship Via	F.O.B.	Customer PO Number	Payment Method	
11/01/24	GROUND FREIGHT NON	QUOTED FREIGHT		NET30	
Entered By		Salesperson	Ordered By	Resale Number	
Braydon Joslin		BRAYDON JOSLIN ROUND	Chief Woodring	17605331440	
Order Quantity	Approve Quantity	Tax	Item Number / Description	Unit Price	Extended Price
2	2	Y	PMP2BKUMB8-D SOI UNDER MIRROR MOUNT BRACKET KIT, DRIVER, 2025 Warehouse: RROC	25.0000	50.00
8	8	Y	EMPS2STS5RBW SOI, MPWR FASCIA, 4", STM, BLK HSG, RED/BLU/WHT Warehouse: RROC 2 in Each Cargo Window Shroud (4 Total per Unit)	126.9300	1,015.44
4	4	Y	PMP2WSDDDB SOI 4" MPOWER DUAL WINDOW SHROUD-BLACK Warehouse: RROC	18.0000	72.00
2	2	N	INFO REAR OF VEHICLE Warehouse: RROC	0.0000	0.00
2	2	Y	EMPAK017JS SOI, MPWR ARRW, REAR, 6MOD, 2020-23 PIU, RA/BA Warehouse: RROC Ford Explorer/PI Utility (2020-23) 6 Mod Split Rear w/ 4" Modules (DRV) D12 D12 D12 D12 D12 D12 (PAS) R_A R_A R_A X X B_A B_A B_A Accessories: PNFLBSPLT1 LIN DSC w/ Breakout Box (Included)	979.5600	1,959.12

Print Date	11/01/24
Print Time	04:16:20 PM
Page No.	4

Printed By: Braydon Joslin

Continued on Next Page

DANA SAFETY SUPPLY, INC
4809 KOGER BLVD
GREENSBORO, NC 27407

Sales Quote

Telephone: 800-845-0405

Sales Quote No.	552596-A
Customer No.	SILSBEE

Bill To

SILSBEE FORD FLEET GROUP
NEED ONLY ONE INVOICE PER SO#
NEED ONLY ONE INVOICE PER SO#
SILSBEE, TX 77656

Ship To

(For Pickup)
ROUND ROCK WAREHOUSE
900 E. OLD SETTLERS BLVD
Bldg 4 Ste 400
ROUND ROCK, TX 78664

Contact: SETH GAMBLIN
Telephone: 512-436-1313

E-mail: sgamblinsilbsfleet@gmail.com

Contact: Braydon Joslin
Telephone: 512-781-4135

E-mail: bjoslin@danasafetysupply.com

E-mail: bjoslin@danasafetysupply.com

Quote Date	Ship Via	F.O.B.	Customer PO Number	Payment Method	
11/01/24	GROUND FREIGHT NON	QUOTED FREIGHT		NET30	
Entered By		Salesperson	Ordered By	Resale Number	
Braydon Joslin		BRAYDON JOSLIN ROUND	Chief Woodring	17605331440	
Order Quantity	Approve Quantity	Tax	Item Number / Description	Unit Price	Extended Price
4	4	Y	EMPS2QMS5RBW SOI, MPWR FASCIA, 4", QM, BLK HSG, RED/BLU/WHT Warehouse: RROC mpower® 4" Fascia Light w/ Quick Mount, 18" hard wire w/ sync option, SAE Class 1 & CA Title 13, 9-32 Vdc, Black Housing, 18 LED, Tricolor - Red/Blue/White	126.9300	507.72
2	2	Y	ELUC3H010D SOI UNIV UNDERCOVER LED INSERT, 5 WIRE RED/WHITE Warehouse: RROC Driver Side Tail light Housing	77.4700	154.94
2	2	Y	ELUC3H010E SOI UNIV UNDERCOVER LED INSERT, 5 WIRE BLUE/WHITE Warehouse: RROC Passenger Side Tail light Housing	77.4700	154.94
4	4	Y	EMPS2QMS5RBW SOI, MPWR FASCIA, 4", QM, BLK HSG, RED/BLU/WHT Warehouse: RROC	126.9300	507.72
2	2	N	Mount 2 under Hatch Inside for Rear Lighting INFO INTERIOR OF VEHICLE Warehouse: RROC	0.0000	0.00

Print Date	11/01/24
Print Time	04:16:20 PM
Page No.	5

Printed By: Braydon Joslin

Continued on Next Page

Sales Quote

DANA SAFETY SUPPLY, INC
4809 KOGER BLVD
GREENSBORO, NC 27407

Telephone: 800-845-0405

Sales Quote No.	552596-A
Customer No.	SILSBEE

Bill To

SILSBEE FORD FLEET GROUP
NEED ONLY ONE INVOICE PER SO#
NEED ONLY ONE INVOICE PER SO#
SILSBEE, TX 77656

Ship To

(For Pickup)
ROUND ROCK WAREHOUSE
900 E. OLD SETTLERS BLVD
Bldg 4 Ste 400
ROUND ROCK, TX 78664

Contact: SETH GAMBLIN
Telephone: 512-436-1313
E-mail: sgamblinsilbsfleet@gmail.com

Contact: Braydon Joslin
Telephone: 512-781-4135
E-mail: bjoslin@danasafetysupply.com

Quote Date	Ship Via	F.O.B.	Customer PO Number	Payment Method	
11/01/24	GROUND FREIGHT NON	QUOTED FREIGHT		NET30	
Entered By		Salesperson	Ordered By	Resale Number	
Braydon Joslin		BRAYDON JOSLIN ROUND	Chief Woodring	17605331440	
Order Quantity	Approve Quantity	Tax	Item Number / Description	Unit Price	Extended Price
2	2	Y	MISC HAVIS PKG-VSX-1800-INUT-PM-5 CONSOLE PACKAGE Warehouse: RROC Front PocketJet 8 Printer Mount for Laptop Docking Stations for 2020-2025 Ford Interceptor Utility *Includes Cup Holders, Printer Armrest, & Motion Device*	1,146.6700	2,293.34
2	2	Y	CUP2-1001 HAV Self-Adjusting Double Cup Holder Warehouse: RROC	44.6700	89.34
2	2	Y	C-ARM-102 HAV ARM REST - MOUNTS TO SIDE OF CONSOLE BOX Warehouse: RROC	62.6700	125.34
2	2	Y	C-EB25-XTL-1P HAV 1-PIECE EQ BRKT FOR XTL REMOTE HEADS & APX750 Warehouse: RROC 1 PIECE BRACKET FOR REMOTE RADIO CONTROL HEAD *****	22.0000	44.00
2	2	Y	DS-PAN-1502-4 HAV DOCKING STATION FOR PANASONIC TOUGHBOOK 40 LAPTOP Warehouse: RROC Docking Station For Panasonic TOUGHBOOK 40 Laptop With Standard Port Replication & Quad Pass-Thru Antenna Connections & LIND Power Supply	1,104.0000	2,208.00

Print Date	11/01/24
Print Time	04:16:20 PM
Page No.	6

Printed By: Braydon Joslin

Continued on Next Page

DANA SAFETY SUPPLY, INC
4809 KOGER BLVD
GREENSBORO, NC 27407

Sales Quote

Telephone: 800-845-0405

Sales Quote No.	552596-A
Customer No.	SILSBEE

Bill To

SILSBEE FORD FLEET GROUP
NEED ONLY ONE INVOICE PER SO#
NEED ONLY ONE INVOICE PER SO#
SILSBEE, TX 77656

Ship To

(For Pickup)
ROUND ROCK WAREHOUSE
900 E. OLD SETTLERS BLVD
Bldg 4 Ste 400
ROUND ROCK, TX 78664

Contact: SETH GAMBLIN
Telephone: 512-436-1313
E-mail: sgamblinsilbsfleet@gmail.com

Contact: Braydon Joslin
Telephone: 512-781-4135
E-mail: bjoslin@danasafetysupply.com

E-mail: bjoslin@danasafetysupply.com

Quote Date	Ship Via	F.O.B.	Customer PO Number	Payment Method	
11/01/24	GROUND FREIGHT NON	QUOTED FREIGHT		NET30	
Entered By		Salesperson	Ordered By	Resale Number	
Braydon Joslin		BRAYDON JOSLIN ROUND	Chief Woodring	17605331440	
Order Quantity	Approve Quantity	Tax	Item Number / Description	Unit Price	Extended Price
2	2	Y	GK10342UHK SMC DUAL VERT. RACK 2 UNIV. LOCKS W/ HC KEY Warehouse: RROC "Dual T-Rail Mount2 Universal XL Handcuff Key Override"	426.3000	852.60
2	2	Y	PK1186ITU20TM SMC #10XL C2 COATED POLY PARTITION Warehouse: RROC PK1186ITU20TM #10XL C2 COATED POLY PARTITION tall 20-22 INTERCEPTOR UTILITY	769.3000	1,538.60
2	2	Y	MISC SMC QK2141ITU25 SEAT AND CARGO BARRIER COMBO Warehouse: RROC	1,672.3000	3,344.60
2	2	Y	DK0100ITU20 SMC TPO POLYMER OVER MOLDED DOOR SKIN Warehouse: RROC DK0100ITU20	230.3000	460.60
2	2	Y	WK0514ITU20 SMC VERTICALSTEEL WINDOW BARS FOR 2020+ PIUT Warehouse: RROC	230.3000	460.60

Print Date	11/01/24
Print Time	04:16:20 PM
Page No.	7

Printed By: Braydon Joslin

Continued on Next Page

Sales Quote

DANA SAFETY SUPPLY, INC
4809 KOGER BLVD
GREENSBORO, NC 27407

Telephone: 800-845-0405

Sales Quote No.	552596-A
Customer No.	SILSBEE

Bill To

SILSBEE FORD FLEET GROUP
NEED ONLY ONE INVOICE PER SO#
NEED ONLY ONE INVOICE PER SO#
SILSBEE, TX 77656

Ship To

(For Pickup)
ROUND ROCK WAREHOUSE
900 E. OLD SETTLERS BLVD
Bldg 4 Ste 400
ROUND ROCK, TX 78664

Contact: SETH GAMBLIN
Telephone: 512-436-1313
E-mail: sgamblinsilbsfleet@gmail.com

Contact: Braydon Joslin
Telephone: 512-781-4135
E-mail: bjoslin@danasafetysupply.com

Quote Date	Ship Via		F.O.B.	Customer PO Number	Payment Method	
11/01/24	GROUND FREIGHT NON		QUOTED FREIGHT		NET30	
Entered By			Salesperson	Ordered By	Resale Number	
Braydon Joslin			BRAYDON JOSLIN ROUND	Chief Woodring	17605331440	
Order Quantity	Approve Quantity	Tax	Item Number / Description		Unit Price	Extended Price
2	2	Y	TK0841ITU20 SMC CARGO BOX DSE-BSN 20-20 ITU Warehouse: RROC DSE SLIDING TOP DRAWER WITH ELECTRONIC COMBINATION LOCK BSN BASE SLIDING WITH NO LOCK TPA9289 SMC CARGO BOX SLIDING RADIO TRAY (TRN) Warehouse: RROC RADIO TRAY FOR CARGO BOX WITH NO LOCK ***** *DO NOT USE RADIO TRAY WITH ULTIMATE K9. RADIO TRAY BLOCKS SPARE TIRE*		1,434.3000	2,868.60
2	2	Y	75454 SLI Stinger DS LED HL w/120V AC/12V DC – 2 holders (Ni Warehouse: RROC		272.9900	545.98
2	2	Y	MISC ANTENNA & COAX KIT FOR APX, IBR900 ROUTER, FZ40 Warehouse: RROC		159.9900	319.98
2	2	Y	TINT Vehicle Window Tint Per Customers Specs Warehouse: RROC Ceramic Front 2 to Match Rear 2 Factory		750.0000	1,500.00
					199.0000	398.00

Print Date	11/01/24
Print Time	04:16:20 PM
Page No.	8

Printed By: Braydon Joslin

Continued on Next Page

DANA SAFETY SUPPLY, INC
4809 KOGER BLVD
GREENSBORO, NC 27407

Sales Quote

Telephone: 800-845-0405

Sales Quote No.	552596-A
Customer No.	SILSBEE

Bill To

SILSBEE FORD FLEET GROUP
NEED ONLY ONE INVOICE PER SO#
NEED ONLY ONE INVOICE PER SO#
SILSBEE, TX 77656

Ship To

(For Pickup)
ROUND ROCK WAREHOUSE
900 E. OLD SETTLERS BLVD
Bldg 4 Ste 400
ROUND ROCK, TX 78664

Contact: SETH GAMBLIN
Telephone: 512-436-1313

E-mail: sgamblinsilbsfleet@gmail.com

Contact: Braydon Joslin
Telephone: 512-781-4135

E-mail: bjoslin@danasafetysupply.com

Quote Date		Ship Via		F.O.B.		Customer PO Number		Payment Method			
11/01/24		GROUND FREIGHT NON		QUOTED FREIGHT				NET30			
Entered By			Salesperson			Ordered By			Resale Number		
Braydon Joslin			BRAYDON JOSLIN ROUND			Chief Woodring			17605331440		
Order Quantity	Approve Quantity	Tax	Item Number / Description				Unit Price		Extended Price		
2	2	Y	5026B BlueSea 12 Circuit Fuse Block w/ Ground Bus and Cover Warehouse: RROC				50.0000		100.00		
2	2	Y	5032B BLUE SEA SYSTEM FUSE BLOCK ST BLADE Warehouse: RROC				50.0000		100.00		
2	2	N	INFO CUSTOMER SUPPLIED EQUIPMENT LISTED Warehouse: RROC				0.0000		0.00		
2	2	Y	AXON FLEET 3 CAMERA SYSTEM PANASONIC FZ-40 INSTALL KIT MISC INSTALLATION SUPPLIES I.E. Warehouse: RROC				525.0000		1,050.00		
2	2	Y	LOOM, WIRE, HARDWARE, CONNECTORS, ETC ***** INSTALL KIT MISC INSTALLATION SUPPLIES I.E. Warehouse: RROC LOOM, WIRE, HARDWARE, CONNECTORS, ETC *****				5,200.0000		10,400.00		

Print Date	11/01/24
Print Time	04:16:20 PM
Page No.	9

Printed By: Braydon Joslin

Continued on Next Page

Sales Quote

DANA SAFETY SUPPLY, INC
4809 KOGER BLVD
GREENSBORO, NC 27407

Telephone: 800-845-0405

Sales Quote No.	552596-A
Customer No.	SILSBEE

Bill To

SILSBEE FORD FLEET GROUP
NEED ONLY ONE INVOICE PER SO#
NEED ONLY ONE INVOICE PER SO#
SILSBEE, TX 77656

Ship To

(For Pickup)
ROUND ROCK WAREHOUSE
900 E. OLD SETTLERS BLVD
Bldg 4 Ste 400
ROUND ROCK, TX 78664

Contact: SETH GAMBLIN
Telephone: 512-436-1313
E-mail: sgamblinsilbsfleet@gmail.com

Contact: Braydon Joslin
Telephone: 512-781-4135
E-mail: bjoslin@danasafetysupply.com

Quote Date	Ship Via		F.O.B.	Customer PO Number	Payment Method	
11/01/24	GROUND FREIGHT NON		QUOTED FREIGHT		NET30	
Entered By		Salesperson		Ordered By	Resale Number	
Braydon Joslin		BRAYDON JOSLIN ROUND		Chief Woodring	17605331440	
Order Quantity	Approve Quantity	Tax	Item Number / Description		Unit Price	Extended Price
			<div>Approved By: _____</div> <div><input type="checkbox"/> Approve All Items & Quantities</div> <div>Quote Good for 30 Days</div>			

Print Date	11/01/24
Print Time	04:16:20 PM
Page No.	1

Printed By: Braydon Joslin

Subtotal	43,355.06
Freight	1,900.00
Order Total	45,255.06

Anchor Fence

THE ANCHOR GROUP, INC.

1470 N Business IH 35
New Braunfels, TX 78130
(830)606-5516

Anchor Access

PROPOSAL

DATE: 6/11/2024
BUYER: BLANCO COUNTY SHERIFF'S OFFICE
ATTN: ROBERT WOODRING

PROJECT: BCSO PARKING LOT
LOCATION: JOHNSON CITY, TX
EMAIL: rwoodring@co.blanco.tx.us
PHONE: (512) 468-0506

This Proposal is valid for 30 days; otherwise, this Proposal shall be deemed withdrawn.

Anchor proposes to furnish materials, labor, supervision and equipment to perform the following:

434 LF 8' TALL GALVANIZED CHAINLINK FENCE

2" MESH, 9 GAUGE
2-7/8" OD TERMINAL POSTS
2-3/8" LINE POSTS - 8' O.C.
1-5/8" OD TOP RAIL & BRACING
INCLUDES BEIGE PRIVACY SLATS
4 POINT BARBWIRE
2 EACH 24' CANTILEVER GATES
1 EACH 4' WIDE SINGLE WALK GATE
INCLUDES SELF-CLOSING HINGES & EXTERIOR KEYPAD

SLIDE GATE OPERATORS

1 EACH SOLAR LIFTMASTER CSL24
1 EACH ACCESS KEYPADS
INCLUDES BATTERY, SOLAR PANEL, LOOPS, & PHOTOEYES

LUMP SUM: \$59,697.00

SOLAR GATE OPERATOR & ACCESSORIES PROVIDED BASED ON RECOMMENDATIONS FROM MANUFACTURER
NUMBER OF CYCLES PER DAY BASED ON WEATHER CONDITIONS OUT OF ANCHOR FENCE'S CONTROL

EXCLUSIONS: HIGH VOLTAGE ELECTRICAL

SALES TAX, PERMITS, STAKES, GRADING, CLEARING, LOCATING UNDERGROUND UTILITIES, PAINTING, BONDS (WE ARE BONDABLE), CORE DRILLING, SURVEYING, ELECTRICAL OR CONTROL WIRING, CONDUITS, ELECTRICAL HOOKUPS, GROUNDING OF FENCE OR GATES, MOW STRIPS, EMBEDS, INSTALLATION OF EMBEDS, BOLLARDS, SIGNS, TRAFFIC CONTROL, GRADE BEAMS, TEMPORARY FENCE, FENCE REMOVAL, INSTALLATION OF SLEEVES, REMOVAL OF DIRT FROM POST HOLE EXCAVATION (DIRT TO BE SPREAD EVENLY AROUND HOLES) INDEMNIFICATION FOR ACTIONS OF ANY OTHERS BESIDES ANCHOR OR ITS SUBCONTRACTORS

PAYMENT TERMS: NET 30 DAYS W.A.C.

The Anchor Group reserves the right to review any bond form, provided by the General Contractor, before accepting the Sub-Contract Agreement.

BY: JACOB SUPAK



**Tenth Amendment to the Master
Services and Purchasing Agreement**

This Tenth Amendment ("**Amendment**") is between Axon Enterprise, Inc. (f/k/a Taser International, Inc.), a Delaware corporation ("**Axon**"), and Blanco County ("**Agency**"). This Amendment is effective as of the last signature date on this Amendment ("**Effective Date**"). Axon and Agency are each a "**Party**" and collectively "**Parties**".

On September 7, 2017, the Parties entered into Master Services and Purchasing Agreement under Quote 123431, as amended by the First Amendment dated March 14, 2018, the Second Amendment dated February 10, 2021, the Third Amendment dated February 15, 2023, the Fourth Amendment dated March 17, 2023, the Fifth Amendment dated August 16, 2023, the Sixth Amendment dated November 22, 2023, the Seventh Amendment dated December 20, 2023, the Eighth Amendment dated January 9, 2024, and the Ninth Amendment dated February 8, 2024 ("**Agreement**").

The Parties wish to incorporate further changes into the Agreement in order to expand the scope of offered products.

The Parties therefore agree as follows:

1. The attached documents are hereby incorporated into the Agreement:

- a. Cloud Services Terms of Use Appendix; Attachment A
- b. Quote# Q-616420-45560.916RS; Attachment B

2. All other terms and conditions of the Agreement shall remain unchanged and in full force and effect.

Each representative identified below declares that the representative is authorized to execute this Amendment as of the date of signature.

Axon Enterprise, Inc.

Blanco County (TX)

Signature: _____

Signature: _____

Name: _____

Name: _____

Title: _____

Title: _____

Date: _____

Date: _____

COPY

Attachment A:

Axon Cloud Services Terms of Use Appendix

Definitions.

- a. **"Customer Content"** is data uploaded into, ingested by, or created in Axon Cloud Services within Customer's tenant, including media or multimedia uploaded into Axon Cloud Services by Customer. Customer Content includes Evidence but excludes Non-Content Data.
- b. **"Evidence"** is media or multimedia uploaded into Axon Evidence as 'evidence' by an Customer. Evidence is a subset of Customer Content.
- c. **"Non-Content Data"** is data, configuration, and usage information about Customer's Axon Cloud Services tenant, Axon Devices and client software, and users that is transmitted or generated when using Axon Devices. Non-Content Data includes data about users captured during account management and customer support activities. Non-Content Data does not include Customer Content.
- d. **"Personal Data"** means any information relating to an identified or identifiable natural person. An identifiable natural person is one who can be identified, directly or indirectly, in particular by reference to an identifier such as a name, an identification number, location data, an online identifier or to one or more factors specific to the physical, physiological, genetic, mental, economic, cultural or social identity of that natural person.
- e. **"Provided Data"** means de-identified, de-personalized, data derived from Customer's TASER energy weapon deployment reports, related TASER energy weapon logs, body-worn camera footage, and incident reports.
- f. **"Transformed Data"** means the Provided Data used for the purpose of quantitative evaluation of the performance and effectiveness of TASER energy weapons in the field across a variety of circumstances.

Access. Upon Axon granting Customer a subscription to Axon Cloud Services, Customer may access and use Axon Cloud Services to store and manage Customer Content. Customer may not exceed more end users than the Quote specifies. Axon Air requires an Axon Evidence subscription for each drone operator. For Axon Evidence Lite, Customer may access and use Axon Evidence only to store and manage TASER CEW and TASER CAM data ("**TASER Data**"). Customer may not upload non-TASER Data to Axon Evidence Lite.

Customer Owns Customer Content. Customer controls and owns all right, title, and interest in Customer Content. Except as outlined herein, Axon obtains no interest in Customer Content, and Customer Content is not Axon's business records. Customer is solely responsible for uploading, sharing, managing, and deleting Customer Content. Axon will only have access to Customer Content for the limited purposes set forth herein. Customer agrees to allow Axon access to Customer Content to (a) perform troubleshooting, maintenance, or diagnostic screenings; and (b) enforce this Agreement or policies governing use of the Axon products.

Security. Axon will implement commercially reasonable and appropriate measures to secure Customer Content against accidental or unlawful loss, access or disclosure. Axon will maintain a comprehensive information security program to protect Axon Cloud Services and Customer Content including logical, physical access, vulnerability, risk, and configuration management; incident monitoring and response; encryption of uploaded digital evidence; security education; and data protection. Axon agrees to the Federal Bureau of Investigation Criminal Justice Information Services Security Addendum for its digital evidence management systems or records.

Customer Responsibilities. Customer is responsible for (a) ensuring Customer owns Customer Content; (b) ensuring no Customer Content or Customer end user's use of Customer Content or Axon Cloud Services violates this Agreement or applicable laws; and (c) maintaining necessary computer equipment and Internet connections for use of Axon Cloud Services. If Customer becomes aware of any violation of this

Agreement by an end user, Customer will immediately terminate that end user's access to Axon Cloud Services.

- a. Customer will also maintain the security of end usernames and passwords and security and access by end users to Customer Content. Customer is responsible for ensuring the configuration and utilization of Axon Cloud Services meet applicable Customer regulation and standards. Customer may not sell, transfer, or sublicense access to any other entity or person. Customer shall contact Axon immediately if an unauthorized party may be using Customer's account or Customer Content, or if account information is lost or stolen.

Privacy. Customer's use of Axon Cloud Services is subject to the Axon Cloud Services Privacy Policy, a current version of which is available at <https://www.axon.com/legal/cloud-services-privacy-policy>. Customer agrees to allow Axon access to Non-Content Data from Customer to (a) perform troubleshooting, maintenance, or diagnostic screenings; (b) provide, develop, improve, and support current and future Axon products and related services; and (c) enforce this Agreement or policies governing the use of Axon products.

Axon Body Wi-Fi Positioning. Axon Body cameras may offer a feature to enhance location services where GPS/GNSS signals may not be available, for instance, within buildings or underground. Customer administrators can manage their choice to use this service within the administrative features of Axon Cloud Services. If Customer chooses to use this service, Axon must also enable the usage of the feature for Customer's Axon Cloud Services tenant. Customer will not see this option with Axon Cloud Services unless Axon has enabled Wi-Fi Positioning for Customer's Axon Cloud Services tenant. When Wi-Fi Positioning is enabled by both Axon and Customer, Non-Content and Personal Data will be sent to Skyhook Holdings, Inc. ("**Skyhook**") to facilitate the Wi-Fi Positioning functionality. Data controlled by Skyhook is outside the scope of the Axon Cloud Services Privacy Policy and is subject to the Skyhook Services Privacy Policy.

Storage. For Axon Unlimited Device Storage subscriptions, Customer may store unlimited data in Customer's Axon Evidence account only if data originates from Axon Capture or the applicable Axon Device. Axon may charge Customer additional fees for exceeding purchased storage amounts. Axon may place Customer Content that Customer has not viewed or accessed for six (6) months into archival storage. Customer Content in archival storage will not have immediate availability and may take up to twenty-four (24) hours to access.

For Third-Party Unlimited Storage the following restrictions apply: (i) it may only be used in conjunction with a valid Axon's Evidence.com user license; (ii) is limited to data of the law enforcement Customer that purchased the Third-Party Unlimited Storage and the Axon's Evidence.com end user or Customer is prohibited from storing data for other law enforcement agencies; and (iii) Customer may only upload and store data that is directly related to: (1) the investigation of, or the prosecution of a crime; (2) common law enforcement activities; or (3) any Customer Content created by Axon Devices or Evidence.com.

Location of Storage. Axon may transfer Customer Content to third-party subcontractors for storage. Axon will determine the locations of data centers for storage of Customer Content. For United States agencies, Axon will ensure all Agency Content stored in Axon Cloud Services remains within the United States. Ownership of Customer Content remains with Customer.

Suspension. Axon may temporarily suspend Customer's or any end user's right to access or use any portion or all of Axon Cloud Services immediately upon notice, if Customer or end user's use of or registration for Axon Cloud Services may (a) pose a security risk to Axon Cloud Services or any third-party; (b) adversely impact Axon Cloud Services, the systems, or content of any other customer; (c) subject Axon, Axon's affiliates, or any third-party to liability; or (d) be fraudulent. Customer remains responsible for all fees incurred through suspension. Axon will not delete Customer Content because of suspension, except as specified in this Agreement.

Axon Cloud Services Warranty. Axon disclaims any warranties or responsibility for data corruption or errors before Customer uploads data to Axon Cloud Services.

TASER Data Science Program. Axon will provide a quantitative evaluation on the performance and effectiveness of TASER energy weapons in the field across a variety of circumstances.

If Customer purchases the TASER Data Science Program, Customer grants Axon, its affiliates, and assignees an irrevocable, perpetual, fully paid, royalty-free, and worldwide right and license to use Provided Data solely for the purposes of this Agreement and to create Transformed Data. Customer shall own all rights and title to Provided Data. Axon shall own all rights and title to Transformed Data and any derivatives of Transformed Data.

Axon grants to Customer an irrevocable, perpetual, fully paid, royalty-free, license to use to TASER Data Science report provided to Customer for its own internal purposes. **The Data Science report is provided “as is” and without any warranty of any kind.**

In the event Customer seeks Axon’s deletion of Provided Data, it may submit a request to privacy@axon.com. Where reasonably capable of doing so, Axon will implement the request but at a minimum will not continue to collect Provided Data from Customer.

Axon Records. Axon Records is the software-as-a-service product that is generally available at the time Customer purchases an OSP 7 or OSP 10 bundle. During Customer’s Axon Records Subscription Term, if any, Customer will be entitled to receive Axon’s Update and Upgrade releases on an if-and-when available basis.

- a. The Axon Records Subscription Term will end upon the completion of the Axon Records Subscription as documented in the Quote, or if purchased as part of an OSP 7 or OSP 10 bundle, upon completion of the OSP 7 or OSP 10 Term (“**Axon Records Subscription**”)
- b. An “**Update**” is a generally available release of Axon Records that Axon makes available from time to time. An “**Upgrade**” includes (i) new versions of Axon Records that enhance features and functionality, as solely determined by Axon; and/or (ii) new versions of Axon Records that provide additional features or perform additional functions. Upgrades exclude new products that Axon introduces and markets as distinct products or applications.
- c. New or additional Axon products and applications, as well as any Axon professional services needed to configure Axon Records, are not included. If Customer purchases Axon Records as part of a bundled offering, the Axon Record subscription begins on the later of the (1) start date of that bundled offering, or (2) date Axon provisions Axon Records to Customer.
- d. Users of Axon Records at the Customer may upload files to entities (incidents, reports, cases, etc) in Axon Records with no limit to the number of files and amount of storage. Notwithstanding the foregoing, Axon may limit usage should the Customer exceed an average rate of one-hundred (100) GB per user per year of uploaded files. Axon will not bill for overages.

Axon Cloud Services Restrictions. Customer and Customer end users (including employees, contractors, agents, officers, volunteers, and directors), may not, or may not attempt to:

- a. reverse engineer, disassemble, or decompile Axon Cloud Services or apply any process to derive any source code included in Axon Cloud Services, or allow others to do the same;
- b. copy, modify, tamper with, repair, or create derivative works of any part of Axon Cloud Services;
- c. access or use Axon Cloud Services with the intent to gain unauthorized access, avoid incurring fees or exceeding usage limits or quotas;
- d. use Axon Cloud Services as a service bureau, or as part of an Customer infrastructure as a service;
- e. use trade secret information contained in Axon Cloud Services, except as expressly permitted in this Agreement;
- f. access Axon Cloud Services to build a competitive device or service or copy any features, functions, or graphics of Axon Cloud Services;
- g. remove, alter, or obscure any confidentiality or proprietary rights notices (including copyright and trademark notices) of Axon’s or Axon’s licensors on or within Axon Cloud Services; or
- h. use Axon Cloud Services to store or transmit infringing, libelous, or other unlawful or tortious material; material in violation of third-party privacy rights; or malicious code.

Axon Narrative. AI-Assisted Report Writing feature. Axon may impose usage restrictions if a single user generates more than one hundred (100) reports per month for two or more consecutive months.

After Termination. Axon will not delete Customer Content for ninety (90) days following termination. There will be no functionality of Axon Cloud Services during these ninety (90) days other than the ability to retrieve Customer Content. Customer will not incur additional fees if Customer downloads Customer Content from Axon Cloud Services during this time. Axon has no obligation to maintain or provide Customer Content after these ninety (90) days and will thereafter, unless legally prohibited, delete all Customer Content. Upon request, Axon will provide written proof that Axon successfully deleted and fully removed all Customer Content from Axon Cloud Services.

Post-Termination Assistance. Axon will provide Customer with the same post-termination data retrieval assistance that Axon generally makes available to all customers. Requests for Axon to provide additional assistance in downloading or transferring Customer Content, including requests for Axon's data egress service, will result in additional fees and Axon will not warrant or guarantee data integrity or readability in the external system.

U.S. Government Rights. If Customer is a U.S. Federal department or using Axon Cloud Services on behalf of a U.S. Federal department, Axon Cloud Services is provided as a "commercial item," "commercial computer software," "commercial computer software documentation," and "technical data", as defined in the Federal Acquisition Regulation and Defense Federal Acquisition Regulation Supplement. If Customer is using Axon Cloud Services on behalf of the U.S. Government and these terms fail to meet the U.S. Government's needs or are inconsistent in any respect with federal law, Customer will immediately discontinue use of Axon Cloud Services.

Survival. Upon any termination of this Agreement, the following sections in this Appendix will survive: Customer Owns Customer Content, Privacy, Storage, Axon Cloud Services Warranty, Customer Responsibilities and Axon Cloud Services Restrictions.

Axon Enterprise, Inc.
17800 N 85th St.
Scottsdale, Arizona 86255
United States
VAT: 86-0741227
Domestic: (800) 978-2737
International: +1.800.978.2737



Q-616420-45560.916RS

Issued: 09/25/2024
Quote Expiration: 11/30/2024
Estimated Contract Start Date: 03/01/2025

Account Number: 121103
Payment Terms:
Delivery Method:

SHIP TO	BILL TO	SALES REPRESENTATIVE	PRIMARY CONTACT
Blanco County Sheriff's Office - TX 400 S US Highway 281 Johnson City, TX 78636-4647 USA	Blanco County Sheriff's Office - TX 400 S US Highway 281 Johnson City TX 78636-4647 USA Email:	Ryan Sabo Phone: (480) 716-3516 Email: rsabo@axon.com Fax:	Adam Acosta Phone: (830) 868-7104 Email: aacosta@co.blanco.tx.us Fax:

Quote Summary

Program Length	60 Months
TOTAL COST	\$34,125.00
ESTIMATED TOTAL W/ TAX	\$34,125.00

Discount Summary

Average Savings Per Year	\$2,076.48
TOTAL SAVINGS	\$10,382.40

Payment Summary

Date	Subtotal	Tax	Total
Feb 2025	\$6,825.00	\$0.00	\$6,825.00
Feb 2026	\$6,825.00	\$0.00	\$6,825.00
Feb 2027	\$6,825.00	\$0.00	\$6,825.00
Feb 2028	\$6,825.00	\$0.00	\$6,825.00
Feb 2029	\$6,825.00	\$0.00	\$6,825.00
Total	\$34,125.00	\$0.00	\$34,125.00

Quote Unbundled Price: \$44,507.40
Quote List Price: \$34,120.80
Quote Subtotal: \$34,125.00

Pricing

All deliverables are detailed in Delivery Schedules section lower in proposal

Item	Description	Qty	Term	Unbundled	List Price	Net Price	Subtotal	Tax	Total
Program									
C00010	BUNDLE - TASER 10 CERTIFICATION	7	60	\$105.97	\$81.24	\$81.25	\$34,125.00	\$0.00	\$34,125.00
Total							\$34,125.00	\$0.00	\$34,125.00

Delivery Schedule

Hardware

Bundle	Item	Description	QTY	Shipping Location	Estimated Delivery Date
BUNDLE - TASER 10 CERTIFICATION	100390	AXON TASER 10 - HANDLE - YELLOW CLASS 3R	7	2	03/01/2025
BUNDLE - TASER 10 CERTIFICATION	100393	AXON TASER 10 - MAGAZINE - LIVE DUTY BLACK	7	1	03/01/2025
BUNDLE - TASER 10 CERTIFICATION	100394	AXON TASER 10 - MAGAZINE - HALT TRAINING BLUE	4	1	03/01/2025
BUNDLE - TASER 10 CERTIFICATION	100395	AXON TASER 10 - MAGAZINE - LIVE TRAINING PURPLE	3	1	03/01/2025
BUNDLE - TASER 10 CERTIFICATION	100396	AXON TASER 10 - MAGAZINE - INERT RED	7	1	03/01/2025
BUNDLE - TASER 10 CERTIFICATION	100399	AXON TASER 10 - CARTRIDGE - LIVE	140	1	03/01/2025
BUNDLE - TASER 10 CERTIFICATION	100400	AXON TASER 10 - CARTRIDGE - HALT	50	1	03/01/2025
BUNDLE - TASER 10 CERTIFICATION	100401	AXON TASER 10 - CARTRIDGE - INERT	70	1	03/01/2025
BUNDLE - TASER 10 CERTIFICATION	100611	AXON TASER 10 - SAFARILAND HOLSTER - RH	7	1	03/01/2025
BUNDLE - TASER 10 CERTIFICATION	100623	AXON TASER - TRAINING - ENHANCED HALT SUIT V2	1	1	03/01/2025
BUNDLE - TASER 10 CERTIFICATION	20018	AXON TASER - BATTERY PACK - TACTICAL	2	1	03/01/2025
BUNDLE - TASER 10 CERTIFICATION	20018	AXON TASER - BATTERY PACK - TACTICAL	7	1	03/01/2025
BUNDLE - TASER 10 CERTIFICATION	70033	AXON - DOCK WALL MOUNT - BRACKET ASSY	1	1	03/01/2025
BUNDLE - TASER 10 CERTIFICATION	71019	AXON BODY - DOCK POWERCORD - NORTH AMERICA	1	1	03/01/2025
BUNDLE - TASER 10 CERTIFICATION	74200	AXON TASER - DOCK - SIX BAY PLUS CORE	1	1	03/01/2025
BUNDLE - TASER 10 CERTIFICATION	80087	AXON TASER - TARGET - CONDUCTIVE PROFESSIONAL RUGGEDIZED	1	1	03/01/2025
BUNDLE - TASER 10 CERTIFICATION	80090	AXON TASER - TARGET FRAME - PROFESSIONAL 27.5 IN X 75 IN	1	1	03/01/2025
BUNDLE - TASER 10 CERTIFICATION	100399	AXON TASER 10 - CARTRIDGE - LIVE	30	1	03/01/2026
BUNDLE - TASER 10 CERTIFICATION	100400	AXON TASER 10 - CARTRIDGE - HALT	60	1	03/01/2026
BUNDLE - TASER 10 CERTIFICATION	100399	AXON TASER 10 - CARTRIDGE - LIVE	20	1	03/01/2027
BUNDLE - TASER 10 CERTIFICATION	100400	AXON TASER 10 - CARTRIDGE - HALT	60	1	03/01/2027
BUNDLE - TASER 10 CERTIFICATION	100399	AXON TASER 10 - CARTRIDGE - LIVE	20	1	03/01/2028
BUNDLE - TASER 10 CERTIFICATION	100400	AXON TASER 10 - CARTRIDGE - HALT	50	1	03/01/2028
BUNDLE - TASER 10 CERTIFICATION	100399	AXON TASER 10 - CARTRIDGE - LIVE	20	1	03/01/2029
BUNDLE - TASER 10 CERTIFICATION	100400	AXON TASER 10 - CARTRIDGE - HALT	60	1	03/01/2029

Software

Bundle	Item	Description	QTY	Estimated Start Date	Estimated End Date
--------	------	-------------	-----	----------------------	--------------------

Software

Bundle	Item	Description	QTY	Estimated Start Date	Estimated End Date
BUNDLE - TASER 10 CERTIFICATION	101180	AXON TASER - DATA SCIENCE PROGRAM	7	03/01/2025	02/28/2030
BUNDLE - TASER 10 CERTIFICATION	20248	AXON TASER - EVIDENCE.COM LICENSE	1	03/01/2025	02/28/2030
BUNDLE - TASER 10 CERTIFICATION	20248	AXON TASER - EVIDENCE.COM LICENSE	7	03/01/2025	02/28/2030

Services

Bundle	Item	Description	QTY
BUNDLE - TASER 10 CERTIFICATION	100751	AXON TASER 10 - REPLACEMENT ACCESS PROGRAM - DUTY CARTRIDGE	7
BUNDLE - TASER 10 CERTIFICATION	101193	AXON TASER - ON DEMAND CERTIFICATION	1

Warranties

Bundle	Item	Description	QTY	Estimated Start Date	Estimated End Date
BUNDLE - TASER 10 CERTIFICATION	100704	AXON TASER 10 - EXT WARRANTY - HANDLE	7	03/01/2026	02/28/2030
BUNDLE - TASER 10 CERTIFICATION	80374	AXON TASER - EXT WARRANTY - BATTERY PACK T7/T10	2	03/01/2026	02/28/2030
BUNDLE - TASER 10 CERTIFICATION	80374	AXON TASER - EXT WARRANTY - BATTERY PACK T7/T10	7	03/01/2026	02/28/2030
BUNDLE - TASER 10 CERTIFICATION	80396	AXON TASER - EXT WARRANTY - DOCK SIX BAY T7/T10	1	03/01/2026	02/28/2030

Shipping Locations

Location Number	Street	City	State	Zip	Country
1	400 S US Highway 281	Johnson City	TX	78636-4647	USA
2	400 S US Highway 281	Johnson City	TX	78636-4647	USA

Payment Details

Feb 2025					
Invoice Plan	Item	Description	Qty	Subtotal	Total
Year 1	C00010	BUNDLE - TASER 10 CERTIFICATION	7	\$6,825.00	\$6,825.00
Total				\$6,825.00	\$6,825.00

Feb 2026					
Invoice Plan	Item	Description	Qty	Subtotal	Total
Year 2	C00010	BUNDLE - TASER 10 CERTIFICATION	7	\$6,825.00	\$6,825.00
Total				\$6,825.00	\$6,825.00

Feb 2027					
Invoice Plan	Item	Description	Qty	Subtotal	Total
Year 3	C00010	BUNDLE - TASER 10 CERTIFICATION	7	\$6,825.00	\$6,825.00
Total				\$6,825.00	\$6,825.00

Feb 2028					
Invoice Plan	Item	Description	Qty	Subtotal	Total
Year 4	C00010	BUNDLE - TASER 10 CERTIFICATION	7	\$6,825.00	\$6,825.00
Total				\$6,825.00	\$6,825.00

Feb 2029					
Invoice Plan	Item	Description	Qty	Subtotal	Total
Year 5	C00010	BUNDLE - TASER 10 CERTIFICATION	7	\$6,825.00	\$6,825.00
Total				\$6,825.00	\$6,825.00

Tax is estimated based on rates applicable at date of quote and subject to change at time of invoicing. If a tax exemption certificate should be applied, please submit prior to invoicing.

Standard Terms and Conditions

Axon Enterprise Inc. Sales Terms and Conditions

Axon Master Services and Purchasing Agreement:

This Quote is limited to and conditional upon your acceptance of the provisions set forth herein and Axon's Master Services and Purchasing Agreement (posted at <https://www.axon.com/sales-terms-and-conditions>), as well as the attached Statement of Work (SOW) for Axon Fleet and/or Axon Interview Room purchase, if applicable. In the event you and Axon have entered into a prior agreement to govern all future purchases, that agreement shall govern to the extent it includes the products and services being purchased and does not conflict with the Axon Customer Experience Improvement Program Appendix as described below.

ACEIP:

The Axon Customer Experience Improvement Program Appendix, which includes the sharing of de-identified segments of Agency Content with Axon to develop new products and improve your product experience (posted at www.axon.com/legal/sales-terms-and-conditions), is incorporated herein by reference. By signing below, you agree to the terms of the Axon Customer Experience Improvement Program.


Acceptance of Terms:

Any purchase order issued in response to this Quote is subject solely to the above referenced terms and conditions. By signing below, you represent that you are lawfully able to enter into contracts. If you are signing on behalf of an entity (including but not limited to the company, municipality, or government agency for whom you work), you represent to Axon that you have legal authority to bind that entity. If you do not have this authority, please do not sign this Quote.

Signature

Date Signed

9/25/2024





Thirteenth Amendment to the Master Services and Purchasing Agreement

This Thirteenth Amendment ("**Amendment**") is between Axon Enterprise, Inc. (f/k/a Taser International, Inc.), a Delaware corporation ("**Axon**"), and Blanco County ("**Agency**"). This Amendment is effective as of the last signature date on this Amendment ("**Effective Date**"). Axon and Agency are each a "**Party**" and collectively "**Parties**".

On September 7, 2017, the Parties entered into Master Services and Purchasing Agreement under Quote 123431, as amended by the First Amendment dated March 14, 2018, the Second Amendment dated February 10, 2021, the Third Amendment dated February 15, 2023, the Fourth Amendment dated March 17, 2023, the Fifth Amendment dated August 16, 2023, the Sixth Amendment dated November 22, 2023, the Seventh Amendment dated December 20, 2023, the Eighth Amendment dated January 9, 2024, the Ninth Amendment dated February 8, 2024, the Tenth Amendment dated November 2024, the Eleventh Amendment dated November 2024, and the Twelfth Amendment dated July 2024 ("**Agreement**").

The Parties wish to incorporate further changes into the Agreement in order to expand the scope of offered products.

The Parties therefore agree as follows:

1. The attached documents are hereby incorporated into the Agreement:
 - a. Technology Assurance Plan Appendix; Attachment A
 - b. Events Appendix; Attachment B
 - c. Quote# Q-616493-45560.91RS; Attachment C
2. All other terms and conditions of the Agreement shall remain unchanged and in full force and effect.

Each representative identified below declares that the representative is authorized to execute this Amendment as of the date of signature.

Axon Enterprise, Inc.

Blanco County (TX)

Signature: _____	Signature: _____
Name: _____	Name: _____
Title: _____	Title: _____
Date: _____	Date: _____

COPY

Attachment A:

Technology Assurance Plan Appendix

If Technology Assurance Plan ("TAP") or a bundle including TAP is on the Quote, this appendix applies.

1. **TAP Warranty.** The TAP warranty is an extended warranty that starts at the end of the one- (1-) year hardware limited warranty.
2. **Officer Safety Plan.** If Customer purchases an Officer Safety Plan ("OSP"), Customer will receive the deliverables detailed in the Quote. Customer must accept delivery of the TASER CEW and accessories as soon as available from Axon.
3. **OSP 7 or OSP 10 Term.** OSP 7 or OSP 10 begins on the date specified in the Quote ("OSP Term").
4. **TAP BWC Upgrade.** If Customer has no outstanding payment obligations and purchased TAP, Axon will provide Customer a new Axon body-worn camera ("BWC Upgrade") as scheduled in the Quote. If Customer purchased TAP, Axon will provide a BWC Upgrade that is the same or like Axon Device, at Axon's option. Axon makes no guarantee the BWC Upgrade will utilize the same accessories or Axon dock.
5. **TAP Dock Upgrade.** If Customer has no outstanding payment obligations and purchased TAP, Axon will provide Customer a new Axon Dock as scheduled in the Quote ("Dock Upgrade"). Accessories associated with any Dock Upgrades are subject to change at Axon discretion. Dock Upgrades will only include a new Axon dock bay configuration unless a new Axon dock core is required for BWC compatibility. If Customer originally purchased a single-bay Axon dock, the Dock Upgrade will be a single-bay Axon dock model that is the same or like Axon Device, at Axon's option. If Customer originally purchased a multi-bay Axon dock, the Dock Upgrade will be a multi-bay Axon dock that is the same or like Axon Device, at Axon's option.
6. **Upgrade Delay.** Axon may ship the BWC and Dock Upgrades as scheduled in the Quote without prior confirmation from Customer unless the Parties agree in writing otherwise at least ninety (90) days in advance. Axon may ship the final BWC and Dock Upgrade as scheduled in the Quote sixty (60) days before the end of the Subscription Term without prior confirmation from Customer.
7. **Upgrade Change.** If Customer wants to upgrade Axon Device models from the current Axon Device to an upgraded Axon Device, Customer must pay the price difference between the MSRP for the current Axon Device and the MSRP for the upgraded Axon Device. If the model Customer desires has an MSRP less than the MSRP of the offered BWC Upgrade or Dock Upgrade, Axon will not provide a refund. The MSRP is the MSRP in effect at the time of the upgrade.
8. **Return of Original Axon Device.** Within thirty (30) days of receiving a BWC or Dock Upgrade, Customer must return the original Axon Devices to Axon or destroy the Axon Devices and provide a certificate of destruction to Axon including serial numbers for the destroyed Axon Devices. If Customer does not return or destroy the Axon Devices, Axon will deactivate the serial numbers for the Axon Devices received by Customer.
9. **Termination.** If Customer's payment for TAP, OSP, or Axon Evidence is more than thirty (30) days past due, Axon may terminate TAP or OSP. Once TAP or OSP terminates for any reason:
 - 9.1. TAP and OSP coverage terminate as of the date of termination and no refunds will be given.
 - 9.2. Axon will not and has no obligation to provide the Upgrade Models.
 - 9.3. Customer must make any missed payments due to the termination before Customer may purchase any future TAP or OSP.

Attachment B:

Axon Event Offer Appendix

If the Agreement includes the provision of, or Axon otherwise offers, ticket(s), travel and/or accommodation for select events hosted by Axon ("Axon Event"), the following shall apply:

1. **General.** Subject to the terms and conditions specified below and those in the Agreement, Axon may provide Customer with one or more offers to fund Axon Event ticket(s), travel and/or accommodation for Customer-selected employee(s) to attend one or more Axon Events. By entering into the Agreement, Customer warrants that it is appropriate and permissible for Customer to receive the referenced Axon Event offer(s) based on Customer's understanding of the terms and conditions outlined in this Axon Event Offer Appendix.
2. **Attendee/Employee Selection.** Customer shall have sole and absolute discretion to select the Customer employee(s) eligible to receive the ticket(s), travel and/or accommodation that is the subject of any Axon Event offer(s).
3. **Compliance.** It is the intent of Axon that any and all Axon Event offers comply with all applicable laws, regulations and ethics rules regarding contributions, including gifts and donations. Axon's provision of ticket(s), travel and/or accommodation for the applicable Axon Event to Customer is intended for the use and benefit of Customer in furtherance of its goals, and not the personal use or benefit of any official or employee of Customer. Axon makes this offer without seeking promises or favoritism for Axon in any bidding arrangements. Further, no exclusivity will be expected by either party in consideration for the offer. Axon makes the offer with the understanding that it will not, as a result of such offer, be prohibited from any procurement opportunities or be subject to any reporting requirements. If Customer's local jurisdiction requires Customer to report or disclose the fair market value of the benefits provided by Axon, Customer shall promptly contact Axon to obtain such information, and Axon shall provide the information necessary to facilitate Customer's compliance with such reporting requirements.
4. **Assignability.** Customer may not sell, transfer, or assign Axon Event ticket(s), travel and/or accommodation provided under the Agreement.
5. **Availability.** The provision of all offers of Axon Event ticket(s), travel and/or accommodation is subject to availability of funds and resources. Axon has no obligation to provide Axon Event ticket(s), travel and/or accommodation.
6. **Revocation of Offer.** Axon reserves the right at any time to rescind the offer of Axon Event ticket(s), travel and/or accommodation to Customer if Customer or its selected employees fail to meet the prescribed conditions or if changes in circumstances render the provision of such benefits impractical, inadvisable, or in violation of any applicable laws, regulations, and ethics rules regarding contributions, including gifts and donations.

COPY

Axon Enterprise, Inc.
17800 N 85th St.
Scottsdale, Arizona 85255
United States
VAT: 86-0741227
Domestic: (800) 978-2737
International: +1.800.978.2737



Q-616493-45560.918RS

Issued: 09/25/2024

Quote Expiration: 11/30/2024

Estimated Contract Start Date: 02/01/2025

Account Number: 121103

Payment Terms: N30

Delivery Method:

SHIP TO	BILL TO
Blanco County Sheriff's Office - TX 400 S US Highway 281 Johnson City, TX 78636-4647 USA	Blanco County Sheriff's Office - TX 400 S US Highway 281 Johnson City TX 78636-4647 USA Email:

COPY

SALES REPRESENTATIVE	PRIMARY CONTACT
Ryan Sabo Phone: (480) 716-3516 Email: rsabo@axon.com Fax:	Bill Elsbury Phone: (830) 868-7104 Email: Fax: (830) 868-4577

Quote Summary

Program Length	60 Months
TOTAL COST	\$17,519.10
ESTIMATED TOTAL W/ TAX	\$17,519.10

Discount Summary

Average Savings Per Year	\$680.28
TOTAL SAVINGS	\$3,401.40

Payment Summary

Date	Subtotal	Tax	Total
Jan 2025	\$6,708.54	\$0.00	\$6,708.54
Jan 2026	\$2,702.64	\$0.00	\$2,702.64
Jan 2027	\$2,702.64	\$0.00	\$2,702.64
Jan 2028	\$2,702.64	\$0.00	\$2,702.64
Jan 2029	\$2,702.64	\$0.00	\$2,702.64
Total	\$17,519.10	\$0.00	\$17,519.10

COPY

Quote Unbundled Price: \$20,920.50
 Quote List Price: \$17,522.70
 Quote Subtotal: \$17,519.10

Pricing

All deliverables are detailed in Delivery Schedules section lower in proposal

Item	Description	Qty	Term	Unbundled	List Price	Net Price	Subtotal	Tax	Total
Program									
BWCam/MBD/TAP	Body Worn Camera Multi-Bay Dock TAP Bundle	1	60	\$73.05	\$36.07	\$36.07	\$2,164.20	\$0.00	\$2,164.20
BWCam/TAP	Body Worn Camera TAP Bundle	3	60	\$40.35	\$33.80	\$33.80	\$6,084.00	\$0.00	\$6,084.00
A la Carte Hardware									
AB3MBD	AB3 Multi Bay Dock Bundle	1			\$1,638.90	\$1,638.90	\$1,638.90	\$0.00	\$1,638.90
AB3C	AB3 Camera Bundle	3			\$789.00	\$789.00	\$2,367.00	\$0.00	\$2,367.00
A la Carte Software									
73683	AXON EVIDENCE - STORAGE - 10GB A LA CARTE	60	60		\$0.65	\$0.65	\$2,340.00	\$0.00	\$2,340.00
Basic License	Basic License Bundle	3	60		\$16.25	\$16.25	\$2,925.00	\$0.00	\$2,925.00
Total							\$17,519.10	\$0.00	\$17,519.10

Delivery Schedule

Hardware

Bundle	Item	Description	QTY	Shipping Location	Estimated Delivery Date
AB3 Camera Bundle	11534	AXON BODY - CABLE - USB-C TO USB-A (AB3 OR FLEX 2)	4	1	01/01/2025
AB3 Camera Bundle	73202	AXON BODY 3 - CAMERA - NA10 US BLK RAPID LOCK	3	1	01/01/2025
AB3 Camera Bundle	74028	AXON BODY - MOUNT - WING CLIP RAPID LOCK	4	1	01/01/2025
AB3 Multi Bay Dock Bundle	70033	AXON - DOCK WALL MOUNT - BRACKET ASSY	1	1	01/01/2025
AB3 Multi Bay Dock Bundle	71019	AXON BODY - DOCK POWERCORD - NORTH AMERICA	1	1	01/01/2025
AB3 Multi Bay Dock Bundle	74210	AXON BODY 3 - DOCK - EIGHT BAY	1	1	01/01/2025
Body Worn Camera Multi-Bay Dock TAP Bundle	73689	AXON BODY - TAP REFRESH 1 - DOCK MULTI BAY	1	1	01/01/2025
Body Worn Camera TAP Bundle	73309	AXON BODY - TAP REFRESH 1 - CAMERA	3	1	07/01/2027
Body Worn Camera Multi-Bay Dock TAP Bundle	73688	AXON BODY - TAP REFRESH 2 - DOCK MULTI BAY	1	1	07/01/2027
Body Worn Camera TAP Bundle	73310	AXON BODY - TAP REFRESH 2 - CAMERA	3	1	01/01/2030

Software

Bundle	Item	Description	QTY	Estimated Start Date	Estimated End Date
Basic License Bundle	73683	AXON EVIDENCE - STORAGE - 10GB A LA CARTE	3	02/01/2025	01/31/2030
Basic License Bundle	73840	AXON EVIDENCE - ECOM LICENSE - BASIC	3	02/01/2025	01/31/2030
A la Carte	73683	AXON EVIDENCE - STORAGE - 10GB A LA CARTE	60	02/01/2025	01/31/2030

Warranties

Bundle	Item	Description	QTY	Estimated Start Date	Estimated End Date
--------	------	-------------	-----	----------------------	--------------------

Warranties

Bundle	Item	Description	QTY	Estimated Start Date	Estimated End Date
Body Worn Camera Multi-Bay Dock TAP Bundle	80465	AXON BODY - TAP WARRANTY - MULTI BAY DOCK	1	01/01/2026	01/31/2030
Body Worn Camera TAP Bundle	80464	AXON BODY - TAP WARRANTY - CAMERA	3	01/01/2026	01/31/2030

COPY

Shipping Locations

Location Number	Street	City	State	Zip	Country
1	400 S US Highway 281	Johnson City	TX	78636-4647	USA

Payment Details

Jan 2025					
Invoice Plan	Item	Description	Qty	Subtotal	Tax
Upfront Hardware	AB3C	AB3 Camera Bundle	3	\$2,367.00	\$0.00
Upfront Hardware	AB3MBD	AB3 Multi Bay Dock Bundle	1	\$1,638.90	\$0.00
Year 1	73683	AXON EVIDENCE - STORAGE - 10GB A LA CARTE	60	\$468.00	\$0.00
Year 1		Basic License Bundle	3	\$584.99	\$0.00
Year 1	BWCamMBD/TAP	Body Worn Camera Multi-Bay Dock TAP Bundle	1	\$432.85	\$0.00
Year 1	BWCamTAP	Body Worn Camera TAP Bundle	3	\$1,216.80	\$0.00
Total				\$6,708.54	\$0.00

Feb 2025					
Invoice Plan	Item	Description	Qty	Subtotal	Tax
Invoice Upon Fulfillment	BWCamMBD/TAP	Body Worn Camera Multi-Bay Dock TAP Bundle	1	\$0.00	\$0.00
Invoice Upon Fulfillment	BWCamTAP	Body Worn Camera TAP Bundle	3	\$0.00	\$0.00
Total				\$0.00	\$0.00

Jan 2026					
Invoice Plan	Item	Description	Qty	Subtotal	Tax
Year 2	73683	AXON EVIDENCE - STORAGE - 10GB A LA CARTE	60	\$468.00	\$0.00
Year 2		Basic License Bundle	3	\$584.99	\$0.00
Year 2	BWCamMBD/TAP	Body Worn Camera Multi-Bay Dock TAP Bundle	1	\$432.85	\$0.00
Year 2	BWCamTAP	Body Worn Camera TAP Bundle	3	\$1,216.80	\$0.00
Total				\$2,702.64	\$0.00

Jan 2027					
Invoice Plan	Item	Description	Qty	Subtotal	Tax
Year 3	73683	AXON EVIDENCE - STORAGE - 10GB A LA CARTE	60	\$468.00	\$0.00
Year 3		Basic License Bundle	3	\$584.99	\$0.00
Year 3	BWCamMBD/TAP	Body Worn Camera Multi-Bay Dock TAP Bundle	1	\$432.85	\$0.00
Year 3	BWCamTAP	Body Worn Camera TAP Bundle	3	\$1,216.80	\$0.00
Total				\$2,702.64	\$0.00

Jan 2028					
Invoice Plan	Item	Description	Qty	Subtotal	Tax
Year 4	73683	AXON EVIDENCE - STORAGE - 10GB A LA CARTE	60	\$468.00	\$0.00
Year 4		Basic License Bundle	3	\$584.99	\$0.00
Year 4	BWCamMBD/TAP	Body Worn Camera Multi-Bay Dock TAP Bundle	1	\$432.85	\$0.00
Year 4	BWCamTAP	Body Worn Camera TAP Bundle	3	\$1,216.80	\$0.00
Total				\$2,702.64	\$0.00

Jan 2029						
Invoice Plan	Item	Description	Qty	Subtotal	Tax	Total
Year 5	73683	AXON EVIDENCE - STORAGE - 10GB A LA CARTE	60	\$468.00	\$0.00	\$468.00
Year 5	Basic License	Basic License Bundle	3	\$584.99	\$0.00	\$584.99
Year 5	BWCamMBDTAP	Body Worn Camera Multi-Bay Dock TAP Bundle	1	\$432.85	\$0.00	\$432.85
Year 5	BWCamTAP	Body Worn Camera TAP Bundle	3	\$1,216.80	\$0.00	\$1,216.80
Total				\$2,702.64	\$0.00	\$2,702.64

COPY

Tax is estimated based on rates applicable at date of quote and subject to change at time of invoicing. If a tax exemption certificate should be applied, please submit prior to invoicing.

Standard Terms and Conditions

Axon Enterprise Inc. Sales Terms and Conditions

Axon Master Services and Purchasing Agreement:

This Quote is limited to and conditional upon your acceptance of the provisions set forth herein and Axon's Master Services and Purchasing Agreement (posted at <https://www.axon.com/sales-terms-and-conditions>), as well as the attached Statement of Work (SOW) for Axon Fleet and/or Axon Interview Room purchase, if applicable. In the event you and Axon have entered into a prior agreement to govern all future purchases, that agreement shall govern to the extent it includes the products and services being purchased and does not conflict with the Axon Customer Experience Improvement Program Appendix as described below.

ACEIP:

The Axon Customer Experience Improvement Program Appendix, which includes the sharing of de-identified segments of Agency Content with Axon to develop new products and improve your product experience (posted at www.axon.com/legal/sales-terms-and-conditions), is incorporated herein by reference. By signing below, you agree to the terms of the Axon Customer Experience Improvement Program.

Acceptance of Terms:


Any purchase order issued in response to this Quote is subject solely to the above referenced terms and conditions. By signing below, you represent that you are lawfully able to enter into contracts. If you are signing on behalf of an entity (including but not limited to the company, municipality, or government agency for whom you work), you represent to Axon that you have legal authority to bind that entity. If you do not have this authority, please do not sign this Quote.

Signature

Date Signed

9/25/2024

COPY





October 31, 2024

Cost Proposal

Blanco County Sheriff's Office
Attn: Lt. Julie Bussey

RE: Blanco County Jail – Replacement Food Pass Hinges

We are pleased to provide your firm with a Proposal on the following in accordance with our clarifications and exclusions listed below:

Clarifications:

1. We will remove seventeen (17) existing food pass hinges and prep the door for new food pass hinges.
2. We will furnish and install thirty-four (34) new Food Pass hinges (2 per food pass) on existing doors.
 - Hinges include a 90-degree integral stop
 - We will touch up all welds with primer
 - Food pass hinges will have a primer finish
 - Finish painting by others

Base Bid

Lump Sum:	\$7,997.00
-----------	------------

No Tax/No Bond

Exclusions:

1. Submittal drawings
2. Payment retention
3. Taxes
4. Bond and bond premium
5. All building permits and fees
6. The cost of drug testing employees other than required by Sustainable Security Solutions drug free policy.

Terms and Conditions:

1. Our price is based upon receiving a standard form Purchase Order containing mutually agreeable terms and conditions. We reserve the right to withdraw our bid, without recourse, prejudice or damage to Sustainable Security Solutions, in the absence of a mutually agreeable Purchase Order.



SUSTAINABLE
SECURITY SOLUTIONS

2. This scope letter or any subsequent revised scope letter produced by Sustainable Security Solutions shall become a part of any Purchase Order for this project.
3. Payment terms are Net 30 from date of Invoice.

If you should require any further information, please do not hesitate to contact me.

Sincerely,

Todd Clark
Sustainable Security Solutions

Accepted By:

Purchase Order Number:



RDO Equipment Co.
17301 IH-35 Ste 200
Buda TX, 78610
Phone: (737) 770-5100 - Fax:

Purchase Order Date:	10/17/2024
Purchase Order #:	1765461
Purchaser Account #:	8880782

Customer Purchaser Type: Governmental - County
Customer Market Use: Other - Recycling
Location of First Working Use: JOHNSON CITY, TX, 786360471
Dealer Account Number: 177431
Sales Professional: Peter Arcos
Phone: (830) 632-3145
Fax:
Email: parcos@rdoequipment.com

Level 4 Package 0507: Seat, Deluxe Air Ride, Heated, High Back (Cloth) Attachment Assist Control Package Three Function Control Valve (3-Spool), Automatic Reversing Hydraulic Fan, High Flow Hydraulic Pump

Quantity	Serial Number Stock Number	Hours (approx.)	Status / Year / Make / Model Additional Items	Cash Price
1	TBD TBD	0	New 2024 JOHN DEERE 324P 01H0T 324 P-Tier Compact Wheel Loader 0202 United States of America 0259 Operator's Manual, English 0452 High Lift Z-Bar Linkage 0507 Level 4 Package 3003 Hydrostat With Two Speed Synchronized Shift-On-Fly Transmission - High Speed 4062 YANMAR 4TNV98CT FT4/EU STAGE V 5362 405/70R20 Mitas EM-01 6052 Halogen Work Lights AT413238 2.1 cu. yd. (1.6 cu. m.) Light Material Bucket (Quik-Tatch) BYT13142 LED Amber Beacon Light AT412608 Skid Steer Compatible Quik-Tatch Coupler BYT10470 Skid Steer Quik-Tatch Coupler Cover AT337325 Rotary Intake Pre-Cleaner Freight in Factory Freight Freight Out Customer Discount Sourcewell Discount 26% Prep / Reconditioning Warranty - John Deere Power Train & Hyd.-48 Months, 1200 Hours,Deductible: 0, Exp Date: 4/16/2028	\$173,315.00
			Item Subtotal:	\$136,872.84
			Equipment Subtotal:	\$136,872.84

AT412608 S
BYT10470 S
AT337325 R

Freight in
Freight O
Customer
Prep / Re
Warranty
Hours,De

Purchase Order Totals

Balance:	\$136,872.84
Total Taxable Amount:	\$0.00
TX STATE TAX:	\$0.00
TX COUNTY TAX:	\$0.00
TX SPECIAL TAX:	\$0.00
Sales Tax Total:	\$0.00
Sub Total:	\$136,872.84
Cash with Order:	\$0.00
Balance Due:	\$136,872.84

Legal Information

For the Construction Product(s)

ACKNOWLEDGMENTS - Purchaser offers to sell, transfer, and convey the item(s) listed as "Trade In" to the Dealer at or prior to the time of delivery of the above Product(s), as a "trade-in" to be applied against the cash price. Purchaser represents that each "trade-in" item shall be free and clear of all security interests, liens, and encumbrances at the time of transfer to the Dealer except to the extent shown below. The price to be allowed for each "trade-in" item is listed on this document. The Purchaser promises to pay the balance due shown hereon in cash, or to execute a Time Sale Agreement (Retail Installment Contract), or a Loan Agreement for the purchase price of the Product(s), plus additional charges shown thereon, or to execute a Lease Agreement, on or before delivery of the Product(s) ordered herein. Despite delivery of the Product(s) to the Purchaser, title shall remain with the Seller until one of the foregoing is accomplished. Except as provided herein and as necessary to protect RDO Equipment from the claims of a bankruptcy trustee or a buyer in the ordinary course of business, the Purchaser and the Dealer agree that this Purchase Order is not a security agreement and that delivery of the Product(s) to the Purchaser pursuant to this Purchase Order will not constitute possession of the Product(s) by the Purchaser, as a debtor, for the purposes of the purchase money security provisions in any statutes relating to personal property security or its equivalent. Purchaser understands that its rights in connection with this purchase are limited as set forth in this Purchase Order. I (we) hereby grant a security interest to RDO Equipment in the Product.

DISCLOSURE OF REGULATION APPLICABILITY - When operated in California, any off-road diesel vehicle may be subject to the California Air Resources Board In-Use Off-Road Diesel Vehicle Regulation. It therefore could be subject to retrofit or accelerated turnover requirements to reduce emissions of air pollutants. More information is available on the California Air Resources Board website at <http://www.arb.ca.gov/msprog/ordiesel/ordiesel.htm>.

IMPORTANT WARRANTY NOTICE - The Standard Warranty for new John Deere construction and forestry products is set forth in a separate document provided by the dealer. Please read the Standard Warranty carefully before signing. No express warranty is made unless specified in the Warranty Statement. PURCHASER'S RIGHTS AND REMEDIES PERTAINING TO THIS PURCHASE ARE LIMITED AS INDICATED IN THE STANDARD WARRANTY AND PURCHASE ORDER. WHERE PERMITTED BY LAW, NO IMPLIED WARRANTY OF MERCHANTABILITY OR FITNESS IS MADE.

Telematics: Orders of telematic devices include only the hardware. Where available, telematics software, including JDLink™ connectivity service, may be enabled from your local John Deere Operations Center or JDLink website. Please see your authorized John Deere dealer for assistance.

The undersigned purchaser(s) (the "Purchaser") hereby orders the product (the "Product") described above from the Dealer. The Dealer shall not be liable for failure to provide the Product or for any delay in delivery if such failure or delay is due to the Dealer's inability to obtain such Product from the manufacturer or supplier or other cause beyond the Dealer's control. The cash price shown above is subject to the Dealer receiving the Product from the manufacturer or supplier prior to any change in price by the manufacturer or supplier and is also subject to any new or increased taxes being imposed upon the sale of the Product after the date of this Purchase Order.

Upon signature of delivery acknowledgment, customer is accepting the equipment, including attachments, in "AS IS" condition, agreeing to notify RDO Equipment Co. within 24 hours of any damages or discrepancies found upon receipt of equipment.

Signature Area

Purchase Order Accepted By:

(Customer's Signature) _____
(Date Accepted)

(Authorized Signature of Dealer) _____
(Date Accepted)

Delivery of Equipment Acknowledgement:

(Customer's Signature) _____
Date Accepted

(Account Manager's Signature) _____
Date Accepted

Standard Warranty Acknowledgement:

(Delivered On) _____
(Warranty Begins) _____
(Customer's Initials) _____
(Account Manager's Initials)

Extended Warranty Oil Sampling Acknowledgement:

(Customer's Initials) _____
(Account Manager's Initials)

324 P

Compact Wheel Loader



JOHN DEERE





RUN SMALL, DREAM BIG

Your workday is usually long, your tasks can take you into tight places, and you need a multipurpose machine to get everything done. Smaller do-it-all equipment that combines head-turning maneuverability, sure-footed stability, and comfortable capability with productive power, responsive travel speed, and ease of serviceability. Meet the 324 P-Tier Compact Wheel Loader, designed to include a wide range of reliable standard features and proven options that help you imagine the big results this highly adaptable multitasker can deliver for your operation.

324 P-TIER COMPACT WHEEL LOADER

FEATURES

Turn things around

Industry-exclusive Articulation Plus™ steering system combines 30 degrees of articulation with 10 additional degrees of rear-wheel steer. Reduced articulation angle design delivers tighter turns that are more stable, especially with large loads, than comparatively sized loaders without Articulation Plus.

On the level

Loader arm and coupler design improves the lifting path to near parallel — for better load-carrying capability than previous models. This keeps the load more level from ground to truck-bed height and helps the operator focus on the task instead of on making manual adjustments.

Lift, reach, repeat

With exceptional lift and height to hinge pin, the optional High-Lift configuration makes the 324 P-Tier especially adept at repetitive dumping and stacking applications.

Fast getaway

With a standard top speed of over 23 mph, the 324 P-Tier can make some pretty quick moves on and between jobsites.

Control and command

Low-effort joystick controls boom and bucket, forward-neutral-reverse (F-N-R), and differential lock. Standard mini-joystick controls auxiliary hydraulic functions including optional high-flow. Adjustable-height monitor lets operators keep close watch on vital machine functions.

Enjoy the ride

Standard ride control cushions the boom during travel over rough and uneven terrain, reducing material spillage from the bucket and minimizing site cleanup.



**MORE
STABLE***

+



**MORE
MANEUVERABLE***

+



**MORE
CAPABLE***

*Compared to leading competitive articulation loaders of the same size.

Lighten up

In-cab lighting activates when the door is opened to illuminate machine entrances and exits. Optional LED front and rear work-lights brilliantly brighten early morning or after-daylight tasks.

Smooth moves

Load-sensing AutoShift power-train technology eliminates productivity-interrupting manual shifts between gear ranges while providing smooth direction changes.

Quick-change artist

Equip your 324 P-Tier with an ISO coupler to quickly and easily go from bucket to forks, for maximum lift capacity. Opt for the available John Deere quick-coupler to utilize a wide array of skid-steer-compatible attachments. High-flow electro-hydraulic-controlled auxiliary hydraulics are also available.

It's a lock

Optional throttle lock and creep control let operators set a slow ground speed while maintaining full engine power to an attachment. Now even easier to activate and adjust on the fly, these functions are perfect for work with snow blowers, cold planers, or material scrapers.

Get a grip

Manual low-speed 100-percent differential lock delivers the ground-gripping tractive effort needed to dive deep into the pile and help heap the bucket. Rimpull control manages power to the wheels, allowing the operator to select the optimal setting to reduce tire and driveline wear.



324 P-TIER COMPACT WHEEL LOADER



**OPTIONAL LED
FRONT & REAR WORKLIGHTS
ENHANCE VISIBILITY**

Keep your cool

Redesigned engine compartment and cooling package improve airflow and reduce the amount of debris entering the system compared to previous models. Access to all daily service checks and cooler cores is from ground level.

Business booster

John Deere attachments are a great way to expand the flexibility of your operation. With more than 100 models, they'll help you broaden your abilities, work smarter, and accomplish even more.

Here to back you up

Parts and service are always available at over 1,400 John Deere dealer locations throughout North America.



324 P-TIER WHEEL LOADER SPECIFICATIONS

While general information, pictures, and descriptions are provided, some illustrations and text may include product options and accessories NOT AVAILABLE in all regions, and in some countries products and accessories may require modifications or additions to ensure compliance with the local regulations of those countries.

Engine		324 P-TIER		
Manufacturer and Model	Yanmar 4TNV98CT	Gross Rated Power at 2,400 rpm (ISO 14396)	54 kW (73 hp)	
Non-Road Emission Standard	EPA Final Tier 4/EU Stage V	Peak Torque at 1,560 rpm	280 Nm (206 lb.-ft.)	
Cylinders	4	Engine Bore and Stroke	98 x 110 mm (3.89 x 4.33 in.)	
Valves per Cylinder	4	Lubrication	Pressure system with full-flow spin-on filter	
Displacement	3.3 L (203 cu. in.)	Aspiration	Turbocharged	
Net Peak Power at 2,400 rpm (SAE J1349 / ISO 9249)	52 kW (71 hp)	Air Cleaner	Dual safety element dry type	
Cooling				
Fan	Hydraulically driven, proportionally controlled			
Engine Coolant Rating	-37 deg. C (-34 deg. F)			
Powertrain				
Type	Hydrostatic (HST) with infinitely variable speed control over full range of operating speeds; 2 speed ranges; joystick-mounted F-N-R; acceleration pedal; HST inching pedal, which allows infinitely reduced travel speeds while maintaining full engine rpm and hydraulic flow			
2 Travel Speeds in Forward and Reverse (equipped with 405/70R20 tires)				
Gear 1	18 km/h (11.0 mph)			
Gear 2	38 km/h (23.5 mph)			
Axles				
Rear Axle Oscillation Versus Front Axle	Fixed, 100% differential, manually engaged front axle; fixed, conventional differential rear axle			
Differentials	16 deg. total, stop to stop			
Maximum Rise and Fall, Single Wheel	Manual (push-button) 100% locking front, conventional rear			
Steering	370 mm (14.5 in.)			
Steering Wheel Turns, Stop to Stop	Hydraulic power steering (SAE J1511); 30-deg. articulation left and right with mechanical-actuated rear-wheel steering			
Articulation Angle	4¼ (2 left / 2¼ right)			
Final Drive	60-deg. arc (30 deg. each direction)			
Brakes (SAE J1473 / ISO 3450)	Heavy-duty outboard planetary			
Service Brakes	Hydraulically actuated, self-adjusting internal wet-disc brake and driveline drum brake			
Parking Brake	Automatically spring-applied, hydraulically released, internal wet disc			
Hydraulics				
Main Pump (loader and steering)	Fixed-displacement gear pump; open-center system			
Standard	93 L/m (25 gpm)	Hydraulic Cycle Times		
Total With High-Flow Option	132 L/m (35 gpm)		Raise	5.6 sec.
Maximum Pressure at Couplings	21 000 kPa (3,045 psi)		Dump	2.0 sec.
System Relief Pressure			Lower	4.4 sec.
Loader	18 960 kPa (2,750 psi)	Total	12.0 sec.	
Steering	18 000 kPa (2,611 psi)			
Controls				
	Pilot-operated, 3-function valve with single-lever control for boom and bucket, standard pin disconnect and 3rd-function proportional electrohydraulic (EH) auxiliary hydraulics			
Cylinders				
Type	Heat-treated, chrome-plated, polished cylinder rods; hardened steel (replaceable bushings) pivot pins			
Electrical				
Type	Electrical load center with blade-type multi-fused circuits			
Voltage	12 volt			
Number of Batteries	1			
Battery Capacity	925 CCA			
Alternator Rating	80 amp			
Lights (SAE 99)	Driving/front working lights (2), turn signals, flashers, and stop- and taillights			
Operator Station				
Noise Level				
Operator Ear (ISO 6396)	68 dBA			
Bystander (ISO 6395)	101 dBA			
Tires/Wheels				
Tires on Single-Piece Rims	Tread Width*	Width Over Tires†	Change in Vertical Height	
405/70R20 Mitas EM-01 (standard)	1630 mm (5 ft. 4 in.)	2090 mm (6 ft. 10 in.)	0 mm (0 in.)	
405/70R18 Firestone Duraforce (optional)	1630 mm (5 ft. 4 in.)	2090 mm (6 ft. 10 in.)	-27 mm (-1.0 in.)	
400/70R20 Michelin XMCL (optional)	1630 mm (5 ft. 4 in.)	2090 mm (6 ft. 10 in.)	-6 mm (-0 in.)	
400/70R20 Michelin Bibload (optional)	1630 mm (5 ft. 4 in.)	2080 mm (6 ft. 10 in.)	-12 mm (-0 in.)	
400/70R20 Nokian Hakkapeliitta (optional)	1630 mm (5 ft. 4 in.)	2080 mm (6 ft. 10 in.)	-2 mm (-0 in.)	
*Also see Q in Dimensions section on pages 7 and 9. / †Also see R in Dimensions section on pages 7 and 9.				
Serviceability				
Refill Capacities		Refill Capacities (continued)		
Cooling System (engine and radiator)	12.1 L (12.7 qt.)	Fuel Tank	90 L (23.8 gal.)	
Differential and Planetary Axle		Hydraulic/HST Reservoir With Filter	66 L (17.4 gal.)	
Front	7.4 L (7.8 qt.)	HST Motor Gearbox	1.7 L (1.8 qt.)	
Rear	6.8 L (7.2 qt.)	Front/Rear Axle Planetary Hubs (each)	0.8 L (1.0 qt.)	
Engine Oil With Filter	10 L (10.8 qt.)			

324 P-TIER WHEEL LOADER SPECIFICATIONS

324

P

While general information, pictures, and descriptions are provided, some illustrations and text may include product options and accessories NOT AVAILABLE in all regions, and in some countries products and accessories may require modifications or additions to ensure compliance with the local regulations of those countries.

Operating Weights

324 P-TIER

With standard equipment, 405/70R20 tires, standard counterweight, cab, 79-kg (175 lb.) operator, and full fuel tank

ISO Quick-Coupler	
With 1.1-m ³ (1.4 cu. yd.) General-Purpose (GP) Bucket With Bolt-On Edge	6400 kg (14,110 lb.)
With 1.6-m ³ (2.1 cu. yd.) GP Bucket With Bolt-On Edge	6465 kg (14,253 lb.)
With Fork	6175 kg (13,614 lb.)
Quik-Tatch™ Quick-Coupler	
With 1.1-m ³ (1.4 cu. yd.) GP Bucket With Bolt-On Edge	6590 kg (14,528 lb.)
With 1.6-m ³ (2.1 cu. yd.) GP Bucket With Bolt-On Edge	6675 kg (14,716 lb.)
With Fork	6290 kg (13,867 lb.)

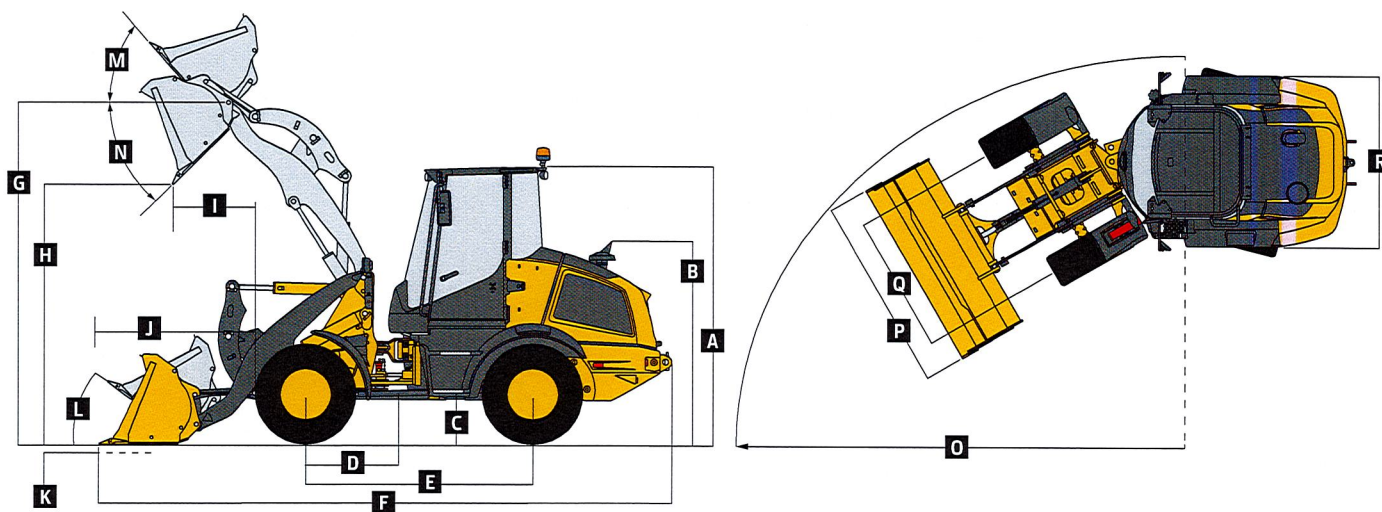
Optional Components

ISO Quick-Coupler	
0.8-m ³ (1.0 cu. yd.) GP Bucket With Bolt-On Edge	337 kg (743 lb.)

Optional Components (continued)

ISO Quick-Coupler (continued)	
1.1-m ³ (1.4 cu. yd.) GP Bucket With Bolt-On Edge	457 kg (1,008 lb.)
1.6-m ³ (2.1 cu. yd.) Light-Material Bucket With Bolt-On Edge	520 kg (1,146 lb.)
Fork Frame and Forks (Class 2)	240 kg (511 lb.)
Quik-Tatch Quick-Coupler	
0.8-m ³ (1.0 cu. yd.) GP Bucket With Bolt-On Edge	535 kg (1,179 lb.)
1.1-m ³ (1.4 cu. yd.) GP Bucket With Bolt-On Edge	645 kg (1,421 lb.)
1.6-m ³ (2.1 cu. yd.) Light-Material Bucket With Bolt-On Edge	730 kg (1,609 lb.)
Fork Frame and Severe-Duty (SD) Forks (Class 3B)	336 kg (741 lb.)

Dimensions and Specifications With ISO Quick-Coupler and Bucket



324 P-TIER STANDARD-LINKAGE / HIGH-LIFT-LINKAGE LOADERS WITH ISO QUICK-COUPLER AND BUCKET

Dimensions With ISO Quick-Coupler and Bucket

With Bolt-On Edge

A	Height to Top of Cab
B	Height to Top of Exhaust
C	Ground Clearance
D	Length From Centerline to Front Axle
E	Wheelbase
F	Overall Length, Bucket on Ground
G	Height to Hinge Pin, Fully Raised
H	Dump Clearance, 42-deg. ^A Full Height
I	Reach, 42-deg. ^A Dump, Full Height
J	Maximum Dump Reach, 42-deg. Dump
K	Maximum Digging Depth
L	Maximum Rollback at Ground Level
M	Maximum Rollback at Full Height
N	Bucket Dump at Full Height
O	Turning Circle Radius Over Outside of Bucket Edge
P	Bucket Width
Q	Tread Width (standard) ^B
R	Width Over Tires (standard) ^B
	Loader Clearance Circle, Bucket Carry Position

^A38 deg. for High-Lift Linkage.

^BAlso see **Tires/Wheels** section on page 6.

Standard Linkage

1.1-m ³ (1.4 cu. yd.) GP
2.78 m (9 ft. 1 in.)
2.01 m (6 ft. 7 in.)
295 mm (12 in.)
750 mm (30 in.)
2.30 m (7 ft. 7 in.)
5.65 m (18 ft. 6 in.)
3.35 m (11 ft. 0 in.)
2.61 m (8 ft. 7 in.)
920 mm (3 ft. 0 in.)
1.66 m (5 ft. 5 in.)
90 mm (3.5 in.)
40 deg.
55 deg.
42 deg.
4.14 m (13 ft. 7 in.)
2.20 m (7 ft. 3 in.)
1630 mm (5 ft. 4 in.)
2090 mm (6 ft. 10 in.)
8.28 m (27 ft. 2 in.)

Standard Linkage

1.6-m ³ (2.1 cu. yd.) light material
2.78 m (9 ft. 1 in.)
2.01 m (6 ft. 7 in.)
295 mm (12 in.)
750 mm (30 in.)
2.30 m (7 ft. 7 in.)
5.83 m (19 ft. 1 in.)
3.35 m (11 ft. 0 in.)
2.52 m (8 ft. 3 in.)
950 mm (3 ft. 1 in.)
1.69 m (5 ft. 6 in.)
90 mm (3.5 in.)
40 deg.
55 deg.
42 deg.
4.28 m (14 ft. 0 in.)
2.40 m (7 ft. 10 in.)
1630 mm (5 ft. 4 in.)
2090 mm (6 ft. 10 in.)
8.55 m (28 ft. 1 in.)

High-Lift Linkage

0.8-m ³ (1.0 cu. yd.) GP
2.78 m (9 ft. 1 in.)
2.01 m (6 ft. 7 in.)
295 mm (12 in.)
750 mm (30 in.)
2.30 m (7 ft. 7 in.)
6.03 m (19 ft. 9 in.)
3.79 m (12 ft. 5 in.)
3.13 m (10 ft. 3 in.)
865 mm (34 in.)
1.93 m (6 ft. 4 in.)
97 mm (3.8 in.)
40 deg.
54 deg.
38 deg.
4.21 m (13 ft. 10 in.)
1.90 m (6 ft. 3 in.)
1630 mm (5 ft. 4 in.)
2090 mm (6 ft. 10 in.)
8.42 m (27 ft. 7 in.)

High-Lift Linkage

1.6-m ³ (2.1 cu. yd.) light material
2.78 m (9 ft. 1 in.)
2.01 m (6 ft. 7 in.)
295 mm (12 in.)
750 mm (30 in.)
2.30 m (7 ft. 7 in.)
6.21 m (20 ft. 4 in.)
3.79 m (12 ft. 5 in.)
3.00 m (9 ft. 10 in.)
934 mm (3 ft. 1 in.)
2.00 m (6 ft. 7 in.)
97 mm (3.8 in.)
40 deg.
54 deg.
38 deg.
4.49 m (14 ft. 9 in.)
2.40 m (7 ft. 10 in.)
1630 mm (5 ft. 4 in.)
2090 mm (6 ft. 10 in.)
8.98 m (29 ft. 6 in.)

324 P-TIER

While general information, pictures, and descriptions are provided, some illustrations and text may include product options and accessories NOT AVAILABLE in all regions, and in some countries products and accessories may require modifications or additions to ensure compliance with the local regulations of those countries.

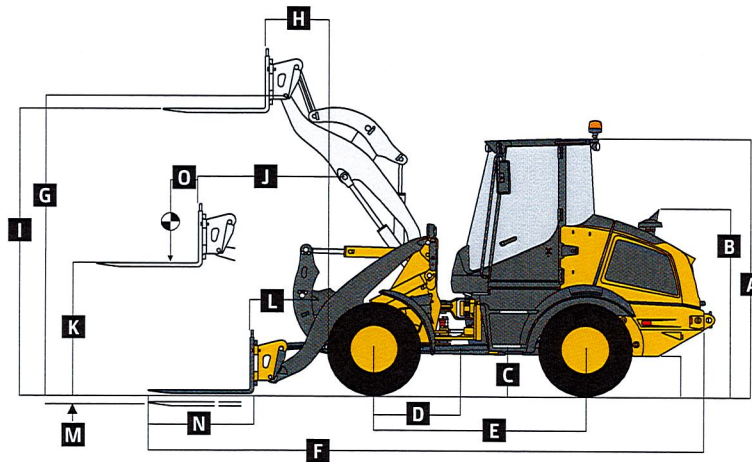
Dimensions and Specifications With ISO

Quick-Coupler and Bucket (continued)

	324 P-TIER			
	Standard Linkage	Standard Linkage	High-Lift Linkage	High-Lift Linkage
Specifications With ISO Quick-Coupler and Bucket With Bolt-On Edge	1.1-m ³ (1.4 cu. yd.)	1.6-m ³ (2.1 cu. yd.)		
Capacity, Heaped (SAE)	general purpose (GP)	light material	0.8-m ³ (1.0 cu. yd.) GP	light material
Capacity, Struck (SAE)	1.1 m ³ (1.4 cu. yd.)	1.6 m ³ (2.1 cu. yd.)	0.8 m ³ (1.0 cu. yd.)	1.6 m ³ (2.1 cu. yd.)
Breakout Force (SAE J732C)	0.9 m ³ (1.2 cu. yd.)	1.4 m ³ (1.8 cu. yd.)	0.66 m ³ (0.86 cu. yd.)	1.4 m ³ (1.8 cu. yd.)
Tipping Load, Straight	5650 kg (12,456 lb.)	5180 kg (11,420 lb.)	6000 kg (13,228 lb.)	5160 kg (11,376 lb.)
Tipping Load, Full Turn (SAE)	4850 kg (10,692 lb.)	4750 kg (10,472 lb.)	4280 kg (9,436 lb.)	4040 kg (8,907 lb.)
Rated Operating Load, 50% of Full-Turn Tipping Load (conforms to ISO 14397-1)*	4430 kg (9,766 lb.)	4320 kg (9,524 lb.)	3890 kg (8,576 lb.)	3670 kg (8,091 lb.)
	2215 kg (4,883 lb.)	2160 kg (4,762 lb.)	1945 kg (4,288 lb.)	1835 kg (4,045 lb.)

*Rated operating capacity based on Deere attachments only.

Dimensions and Specifications With ISO Quick-Coupler and Fork



324 P-TIER STANDARD-LINKAGE / HIGH-LIFT-LINKAGE LOADERS WITH ISO QUICK-COUPLER AND FORK

Dimensions With ISO Quick-Coupler and Fork

	Standard Linkage	High-Lift Linkage
A Height to Top of Cab	1.20-m (48 in.) tine length	1.20-m (48 in.) tine length
B Height to Top of Exhaust	2.78 m (9 ft. 1 in.)	2.78 m (9 ft. 1 in.)
C Ground Clearance	2.01 m (6 ft. 7 in.)	2.01 m (6 ft. 7 in.)
D Length From Centerline to Front Axle	295 mm (12 in.)	295 mm (12 in.)
E Wheelbase	750 mm (30 in.)	750 mm (30 in.)
F Overall Length, Forks on Ground	2.30 m (7 ft. 7 in.)	2.30 m (7 ft. 7 in.)
G Height to Hinge Pin, Fully Raised	6.23 m (20 ft. 5 in.)	6.62 m (21 ft. 9 in.)
H Reach, Fully Raised	3.35 m (11 ft. 0 in.)	3.79 m (12 ft. 5 in.)
I Fork Height, Fully Raised	570 mm (22 in.)	500 mm (20 in.)
J Maximum Reach, Fork Level	3.18 m (10 ft. 5 in.)	3.62 m (11 ft. 10 in.)
K Fork Height, Maximum Reach	1.33 m (4 ft. 4 in.)	1.34 m (4 ft. 5 in.)
L Reach, Ground Level	1.49 m (4 ft. 11 in.)	1.49 m (4 ft. 11 in.)
M Depth Below Ground	815 mm (32 in.)	1200 mm (4 ft. 0 in.)
N Tine Length	65 mm (2.6 in.)	85 mm (3.3 in.)
O Load Position, 50% Tine Length	1.20 m (48 in.)	1.20 m (48 in.)
	600 mm (24 in.)	600 mm (24 in.)

Specifications With ISO Quick-Coupler and Fork

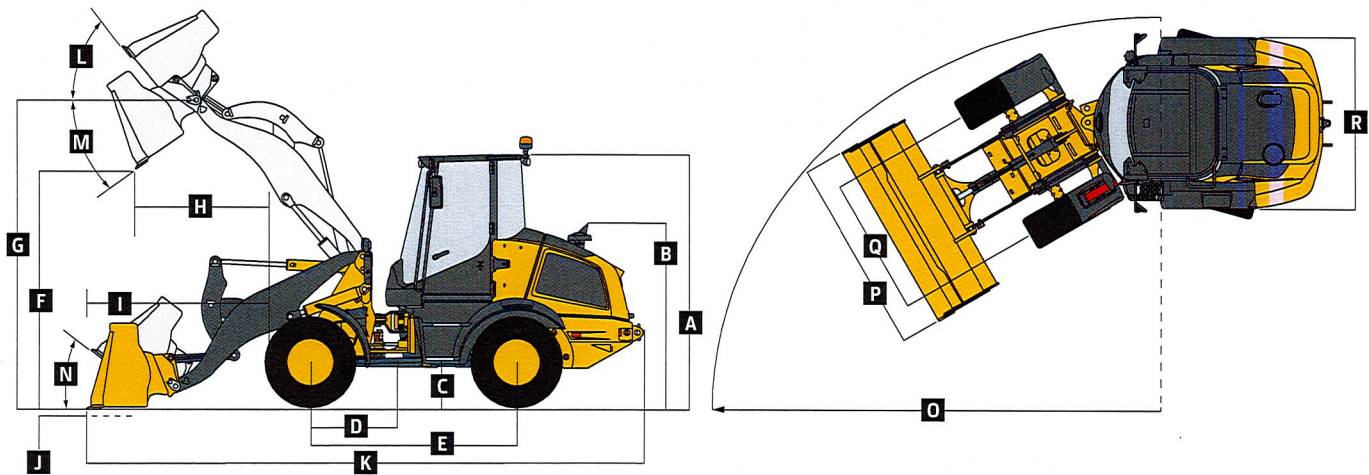
	Standard Linkage	High-Lift Linkage
Tipping Load, Straight	As measured with fork level, centered on tine	As measured with fork level, centered on tine
Tipping Load, Full Turn (SAE)	3840 kg (8,466 lb.)	3400 kg (7,496 lb.)
Rated Operating Load, 50% Full-Turn Tipping Load (conforms to SAE J1197 / ISO 14397-1)*	3500 kg (7,716 lb.)	3090 kg (6,812 lb.)
Rated Operating Load, Rough Terrain, 60% Full-Turn Tipping Load (conforms to EN474-3)*	1750 kg (3,858 lb.)†	1545 kg (3,406 lb.)†
Rated Operating Load, Firm and Level Ground, 80% Full-Turn Tipping Load (conforms to EN474-3)*	2100 kg (4,630 lb.)†	1850 kg (4,079 lb.)†
	2500 kg (5,512 lb.)‡	2470 kg (5,445 lb.)†

*Rated operating capacity based on Deere attachments only. / †Payload on forks is limited by tilt cylinder.

‡2,500-kg (5,512 lb.) maximum load capacity for the fork carrier (for standard linkage only).

Dimensions and Specifications With Quik-Tatch™ Coupler and Bucket

324 P-TIER



324 P-TIER STANDARD-LINKAGE / HIGH-LIFT-LINKAGE LOADERS WITH QUIK-TATCH COUPLER AND BUCKET

Dimensions With Quik-Tatch Coupler and Bucket With Bolt-On Edge	Standard Linkage 1.1-m ³ (1.4 cu. yd.) general purpose (GP)	Standard Linkage 1.6-m ³ (2.1 cu. yd.) light material	High-Lift Linkage 0.8-m ³ (1.0 cu. yd.) GP	High-Lift Linkage 1.6-m ³ (2.1 cu. yd.) light material
A Height to Top of Cab	2.78 m (9 ft. 1 in.)	2.78 m (9 ft. 1 in.)	2.78 m (9 ft. 1 in.)	2.78 m (9 ft. 1 in.)
B Height to Top of Exhaust	2.01 m (6 ft. 7 in.)	2.01 m (6 ft. 7 in.)	2.01 m (6 ft. 7 in.)	2.01 m (6 ft. 7 in.)
C Ground Clearance	295 mm (12 in.)	295 mm (12 in.)	295 mm (12 in.)	295 mm (12 in.)
D Length From Centerline to Front Axle	750 mm (30 in.)	750 mm (30 in.)	750 mm (30 in.)	750 mm (30 in.)
E Wheelbase	2.30 m (7 ft. 7 in.)	2.30 m (7 ft. 7 in.)	2.30 m (7 ft. 7 in.)	2.30 m (7 ft. 7 in.)
F Dump Clearance, 40-deg. ^A Full Height	2.52 m (8 ft. 3 in.)	2.45 m (8 ft. 0 in.)	3.06 m (10 ft. 0 in.)	2.95 m (9 ft. 8 in.)
G Height to Hinge Pin, Fully Raised	3.35 m (11 ft. 0 in.)	3.35 m (11 ft. 0 in.)	3.79 m (12 ft. 5 in.)	3.79 m (12 ft. 5 in.)
H Reach, 40-deg. ^A Dump, Full Height	1.90 m (6 ft. 3 in.)	1.99 m (6 ft. 6 in.)	1.10 m (3 ft. 7 in.)	1.26 m (4 ft. 2 in.)
I Maximum Dump Reach, 42 deg.	1.16 m (3 ft. 10 in.)	1.26 m (4 ft. 1 in.)	2.15 m (7 ft. 1 in.)	2.40 m (7 ft. 10 in.)
J Maximum Digging Depth	69 mm (2.7 in.)	69 mm (2.7 in.)	80 mm (3.1 in.)	80 mm (3.1 in.)
K Overall Length, Bucket on Ground	5.91 m (19 ft. 5 in.)	6.04 m (19 ft. 10 in.)	6.26 m (20 ft. 6 in.)	6.45 m (21 ft. 2 in.)
L Maximum Rollback at Full Height	58 deg.	58 deg.	56 deg.	56 deg.
M Bucket Dump at Full Height	40 deg.	40 deg.	42 deg.	42 deg.
N Maximum Rollback at Ground Level	50 deg.	50 deg.	40 deg.	40 deg.
O Turning Circle Radius Over Outside of Bucket Edge	4.19 m (13 ft. 9 in.)	4.32 m (14 ft. 2 in.)	4.26 m (14 ft. 0 in.)	4.54 m (14 ft. 11 in.)
P Bucket Width	2.20 m (7 ft. 3 in.)	2.40 m (7 ft. 10 in.)	2.20 m (7 ft. 3 in.)	2.40 m (7 ft. 10 in.)
Q Tread Width (standard) ^B	1630 mm (5 ft. 4 in.)	1630 mm (5 ft. 4 in.)	1630 mm (5 ft. 4 in.)	1630 mm (5 ft. 4 in.)
R Width Over Tires (standard) ^B	2090 mm (6 ft. 10 in.)	2090 mm (6 ft. 10 in.)	2090 mm (6 ft. 10 in.)	2090 mm (6 ft. 10 in.)
Loader Clearance Circle, Bucket Carry Position	8.37 m (27 ft. 6 in.)	8.63 m (28 ft. 4 in.)	8.52 m (27 ft. 11 in.)	9.07 m (29 ft. 9 in.)
^A 35 deg. for High-Lift Linkage.				
^B Also see Tires/Wheels section on page 6.				
Specifications With Quik-Tatch Coupler and Bucket				
Capacity, Heaped (SAE)	1.1 m ³ (1.4 cu. yd.)	1.6 m ³ (2.1 cu. yd.)	0.8 m ³ (1.0 cu. yd.)	1.6 m ³ (2.1 cu. yd.)
Capacity, Struck (SAE)	0.9 m ³ (1.2 cu. yd.)	1.4 m ³ (1.8 cu. yd.)	0.66 m ³ (0.86 cu. yd.)	1.4 m ³ (1.8 cu. yd.)
Breakout Force (SAE J732C)	4590 kg (10,119 lb.)	3875 kg (8,543 lb.)	5100 kg (11,244 lb.)	3960 kg (8,730 lb.)
Tipping Load, Straight	4625 kg (10,196 lb.)	3520 kg (7,760 lb.)	3685 kg (8,124 lb.)	3450 kg (7,606 lb.)
Tipping Load, Full Turn (SAE)	4200 kg (9,259 lb.)	4100 kg (9,039 lb.)	3350 kg (7,385 lb.)	3140 kg (6,923 lb.)
Rated Operating Load, 50% of Full-Turn Tipping Load (conforms to ISO 14397-1)*	2100 kg (4,630 lb.)	2050 kg (4,519 lb.)	1675 kg (3,693 lb.)	1570 kg (3,461 lb.)

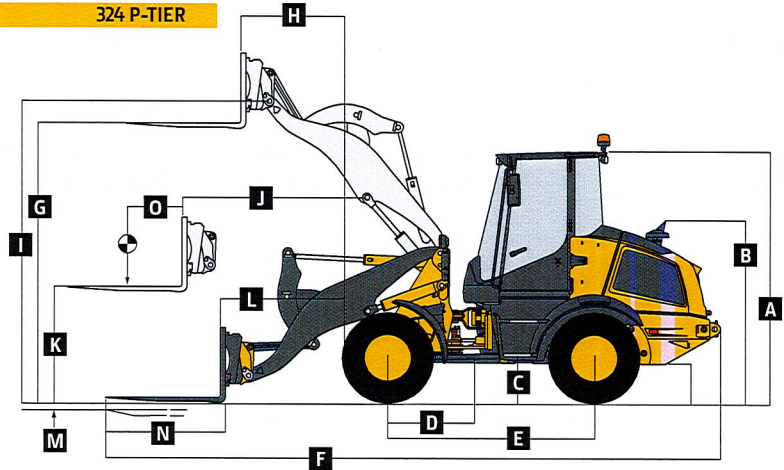
*Rated operating capacity based on Deere attachments only.

324 P-TIER

While general information, pictures, and descriptions are provided, some illustrations and text may include product options and accessories NOT AVAILABLE in all regions, and in some countries products and accessories may require modifications or additions to ensure compliance with the local regulations of those countries.

Dimensions and Specifications With Quik-Tatch Coupler and Fork

324 P-TIER



324 P-TIER STANDARD-LINKAGE / HIGH-LIFT-LINKAGE LOADERS WITH QUIK-TATCH COUPLER AND FORK

Dimensions With Quik-Tatch Coupler and Fork

- A Height to Top of Cab
- B Height to Top of Exhaust
- C Ground Clearance
- D Length From Centerline to Front Axle
- E Wheelbase
- F Overall Length, Forks on Ground
- G Height to Hinge Pin, Fully Raised
- H Reach, Fully Raised
- I Fork Height, Fully Raised
- J Maximum Reach, Fork Level
- K Fork Height, Maximum Reach
- L Reach, Ground Level
- M Depth Below Ground
- N Tine Length
- O Load Position, 50% Tine Length

Specifications With Quik-Tatch Coupler and Fork

- Tipping Load, Straight
- Tipping Load, Full Turn (SAE)
- Rated Operating Load, 50% Full-Turn Tipping Load (conforms to SAE J1197 / ISO 14397-1)*
- Rated Operating Load, Rough Terrain, 60% Full-Turn Tipping Load (conforms to EN474-3)*
- Rated Operating Load, Firm and Level Ground, 80% Full-Turn Tipping Load (conforms to EN474-3)*

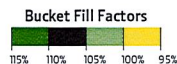
*Rated operating capacity based on Deere attachments only.

*Payload on forks is limited by tilt cylinder.

‡2,500-kg (5,512 lb.) maximum load capacity for the fork carrier (for standard linkage only).

Bucket Selection Guide

LOOSE MATERIALS	kg/m ³	lb./cu. yd.	LOOSE MATERIALS	kg/m ³	lb./cu. yd.
Chips, pulwood	288	486	Limestone, coarse, sized	1570	2,646
Cinders (coal, ashes, clinkers)	673	1,134	Limestone, mixed sizes	1682	2,835
Clay and gravel, dry	1602	2,700	Limestone, pulverized or crushed	1362	2,295
Clay, compact, solid	1746	2,943	Sand, damp	2083	3,510
Clay, dry in lump loose	1009	1,701	Sand, dry	1762	2,970
Clay, excavated in water	1282	2,160	Sand, voids, full of water	2083	3,510
Coal, anthracite, broken, loose	865	1,458	Sandstone, quarried	1314	2,214
Coal, bituminous, moderately wet	801	1,350	Shale, broken crushed	1362	2,295
Earth, common loam, dry	1218	2,052	Slag, furnace granulated	1955	3,294
Earth, mud, packed	1843	3,105	Stone or gravel, 37.5 to 87.5-mm (1.5 to 3.5 in.) size	1442	2,430
Granite, broken	1538	2,592	Stone or gravel, 18.75-mm (0.75 in.) size	1602	2,700
Gypsum	2275	3,834			



Standard Linkage

1.20-m (48 in.) tine length

- 2.78 m (9 ft. 1 in.)
- 2.01 m (6 ft. 7 in.)
- 295 mm (12 in.)
- 750 mm (30 in.)
- 2.30 m (7 ft. 7 in.)
- 6.30 m (20 ft. 8 in.)
- 3.35 m (11 ft. 0 in.)
- 615 mm (24 in.)
- 3.15 m (10 ft. 4 in.)
- 1.37 m (4 ft. 6 in.)
- 1.46 m (4 ft. 9 in.)
- 855 mm (34 in.)
- 95 mm (4 in.)
- 1.20 m (48 in.)
- 600 mm (24 in.)

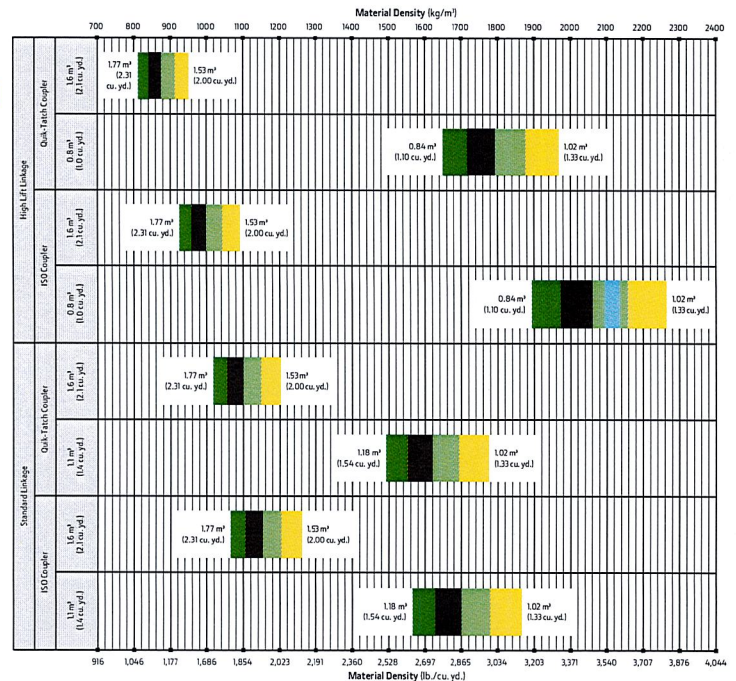
High-Lift Linkage

1.20-m (48 in.) tine length

- 2.78 m (9 ft. 1 in.)
- 2.01 m (6 ft. 7 in.)
- 295 mm (12 in.)
- 750 mm (30 in.)
- 2.30 m (7 ft. 7 in.)
- 6.66 m (21 ft. 10 in.)
- 3.79 m (12 ft. 5 in.)
- 580 mm (23 in.)
- 3.59 m (11 ft. 9 in.)
- 1.70 m (5 ft. 7 in.)
- 1.46 m (4 ft. 9 in.)
- 1240 mm (4 ft. 1 in.)
- 110 mm (4.3 in.)
- 1.20 m (48 in.)
- 600 mm (24 in.)

As measured with fork level, centered on tine

- 3690 kg (8,135 lb.)
- 3250 kg (7,165 lb.)
- 3350 kg (7,385 lb.)
- 2960 kg (6,526 lb.)
- 1675 kg (3,693 lb.)*
- 1480 kg (3,263 lb.)*
- 2000 kg (4,409 lb.)†
- 1770 kg (3,902 lb.)†
- 2500 kg (5,512 lb.)‡
- 2370 kg (5,225 lb.)†



Additional equipment

Key: ● Standard ▲ Optional or special

See your John Deere dealer for further information.

324 P Engine

- Antifreeze, -37 deg. C (-34 deg. F)
- Coolant recovery tank
- Fan safety guard
- Fan, suction type, hydraulically driven, proportional speed
- Environmentally friendly engine oil drain
- Spin-on engine oil and fuel filter
- Engine oil cooler
- Quick-release fuel filter and water separator
- Under-hood dual-element air cleaner with restriction indicator with dust-evacuator valve
- Prescreened air intake
- ▲ Automatic glow plugs for cold start
- ▲ Engine coolant heater, 110 volts

Electrical

- Starter switch with electric fuel cutoff
- 12-volt system
- Electrical load center with blade-type fuses behind operator's seat
- Standard 925-CCA battery
- Master electrical disconnect switch
- Alternator, 12 volts, 80 amps
- Horn (conforms to SAE J994 / J1446)
- Lights (conform to SAE 99): Driving / Front working (2) / Turn signals / Flashers / Stop / Taillights
- Worklights, rear (2)
- Reverse warning alarm (conforms to SAE J994 / J1446)
- Multifunction monitor with audible and visual warnings: Low engine oil pressure, engine coolant temperature, hydraulic oil temperature warning light, and parking brake indicator / Gauge and indicator: Engine coolant temperature gauge, fuel level gauge, speedometer, clock, and hour meter
- Indicator lights: Engine air filter / Parking brake actuated / Forward/reverse travel / 1st- or 2nd-speed range / Turn signal and hazard lights / High-beam driving lights indicator / Battery voltage
- Pre-wired for roof beacon

Powertrain/Brakes

- Smooth AutoShift technology up to 38 km/h (23 mph)

324 P Powertrain/Brakes (continued)

- Hydrostatic (HST) transmission: Electric shift control / Single-lever joystick F-N-R / HST oil cooler / Inching pedal / 2 speeds forward and reverse / Infinitely variable speed control
- Rimpull control
- Service brakes, hydraulically actuated, self-adjusting internal wet-disc brake and driveline drum brake
- Parking brake, spring applied, hydraulically released, switch operated
- Conventional-type rear differentials, 100% locking front differential

Hydraulic System

- Hydraulic fan for demand-based cooling
- Hydraulic system oil cooler
- Automatic bucket return-to-dig control
- Boom float detent
- Reservoir sight gauge for hydraulic / HST oil
- Fine-micron hydraulic filters, vertical mounting
- Hydraulic function lockout
- 3-function hydraulic valve with pilot joystick control including auxiliary electrohydraulic (EH) proportional control for 3rd function
- ▲ 132-L/m (35 gpm) high-flow option
- Quick-coupler diagnostic ports: Priority pressure / Hydraulic pump pressure / Control valve pressure / HST pressure

Operator's Station

- Cab (conforms to SAE J1040, SAE J231, ISO 3471, and ISO 3449): ROPS/FOPS / Heater/defroster / Rubber-plane isolation mounted for noise/vibration reduction / Intermittent front and rear windshield wipers and washers / Tinted safety glass / Adjustable sun visor / Mid-back cloth seat with mechanical suspension / 51-mm (2 in.) retractable seat belt / Full swing-out left and right doors with sliding window in left door
- ▲ Premium air-ride high-back heated seat with headrest and dual lumbar control
- Radio-ready cab, fused 12-volt radio electrical lead and speakers, and power port
- ▲ AM/FM/Weather-Band (WB) radio

324 P Operator's Station (continued)

- Air conditioning
- Storage compartment for operator's manual and other items located under operator seat and 2 options left of operator seat
- Rubber floor mat
- Dual tilt and telescoping steering column
- Rearview mirrors, outside (2) and inside (1) (conform to SAE J985)
- Handholds and steps, ergonomically located and slip resistant (conform to SAE J185)
- ▲ 76-mm (3 in.) retractable seat belt

Loader Linkage

- Z-Bar loader linkage provides high bucket breakout
- ▲ High-Lift linkage
- Loader boom service locking bar (conforms to SAE J38)

Buckets and Attachments

- ▲ Full line of buckets with bolt-on cutting edges
- ▲ ISO-style quick-coupler
- ▲ Quik-Tatch™ coupler
- ▲ Full line of construction utility forks, pallet forks, and other John Deere attachments*

Tires

- 405/70R20 Mitas EM-01
- ▲ 405/70R18 Firestone Duraforce
- ▲ 400/70R20 Michelin XMCL
- ▲ 400/70R20 Michelin Bibload
- ▲ 400/70R20 Nokian Hakkapeliitta

Other

- ▲ LED worklights (spot or flood)
- ▲ Hydraulic reversing fan
- ▲ Front window guard
- Fenders, front and rear
- Articulation locking bar (conforms to SAE J276)
- Vandal protection, includes lockable engine enclosure and fuel fill
- Cast rear counterweight
- Drawbar, with locking pin
- Lift eyes
- Tie-downs
- ▲ Fire extinguisher
- Ride control
- ▲ Creep control/throttle lock

*See your John Deere dealer for further information.

While general information, pictures, and descriptions are provided, some illustrations and text may include product options and accessories NOT AVAILABLE in all regions, and in some countries products and accessories may require modifications or additions to ensure compliance with the local regulations of those countries.

Net engine power is with standard equipment including air cleaner, exhaust system, alternator, and cooling fan, at standard conditions per SAE J1349 and DIN 70 020, using No. 2-D fuel at 35 API gravity. No derating is required up to 1500-m (5,000 ft.) altitude. Gross power is without cooling fan. Specifications and design subject to change without notice. Wherever applicable, specifications are in accordance with SAE standards. Except where otherwise noted, these specifications are based on a unit with all standard equipment, ROPS cab, 405/70R120 Mitas EM-01 tires, full fuel tank, air conditioning off, and 79-kg (175 lb.) operator.



JOHN DEERE

BRANCH M17
1600 OLLIE LN
MARBLE FALLS TX 78654-3898
830-693-0000

240644574

Job Site

BLANCO COUNTY COURTHOUSE
101 E. PECAN
JOHNSON CITY TX 78636

Office: 830-868-4566

BLANCO COUNTY
PO BOX 471
JOHNSON CITY TX 78636

Customer # : 1213073
Quote Date : 10/28/24
Estimated Out : 11/12/24 09:00 AM
Estimated In : 11/19/24 09:00 AM
UR Job Loc : 101 E. PECAN, JOHNSO
UR Job # : 2
Customer Job ID:
P.O. # : CHRISTMAS LIGHTS 202
Ordered By : CHRIS LIESMANN
Written By : FREDERICK PHILLIPS
Salesperson : FREDERICK PHILLIPS

**This is not an invoice
Please do not pay from this document**

RENTAL ITEMS:

Qty	Equipment	Description	Minimum	Day	Week	4 Week	Estimated Amt.
1	3104003	BOOM 45-50' TELESCOPIC 4WD	543.00		1,204.00	3,340.00	1,204.00
YOU HAVE RENTED A MOBILE ELEVATING WORK PLATFORM (MEWP). SOME OF OUR MEWPS HAVE BEEN EQUIPPED WITH ACCESSORIES THAT MAY REDUCE THE RISK OF ENTRAPMENT HAZARDS AND CRUSHING INJURIES. OTHERS CAN HAVE THESE ACCESSORIES ADDED. FEEL FREE TO DISCUSS THESE ACCESSORIES WITH YOUR LOCAL BRANCH AND EXPLORE WHETHER YOU WOULD LIKE TO RENT A UNIT EQUIPPED WITH THIS TECHNOLOGY FOR YOUR PARTICULAR PROJECT. FOR FURTHER INFORMATION ON MEWP SAFETY, PLEASE WATCH THE FOLLOWING VIDEO: HTTP://UNITEDRENTALS.COM/MEWPS-SAFETY							

SALES/MISCELLANEOUS ITEMS:

Qty	Item	Price	Unit of Measure	Extended Amt.
1	TX UNIT PROPERTY TAX [DRSURT/MCI]	1.793	EACH	1.79
1	ENVIRONMENTAL SERVICE CHARGE [ENV/MCI]	24.080	EACH	24.08
1	DELIVERY CHARGE	255.900	EACH	255.90
1	PICKUP CHARGE	255.900	EACH	255.90
Sales/Misc Subtotal:				537.67
Agreement Subtotal:				1,741.67
Rental Protection:				180.60
Tax:				158.44
Estimated Total:				2,080.71

COMMENTS/NOTES:

CONTACT: CHRIS LIESMANN
CELL#: 512-689-7109

TO SCHEDULE EQUIPMENT FOR PICKUP, CALL 800-UR-RENTS (800-877-3687)
WE ARE AVAILABLE 24/7 TO SUPPLY YOU WITH A CONFIRMATION #
IN ORDER TO CLOSE THIS CONTRACT

This proposal may be withdrawn if not accepted within 30 days. The above referenced Rental Protection Plan, environmental, and tax charges are estimates and are subject to change.

NOTICE: This is not a rental agreement. The rental of equipment and any items listed above is subject to availability and subject to the terms and conditions of the Rental and Service Agreement, which are available at <https://www.unitedrentals.com/legal/rental-service-terms-US> and which are incorporated herein by reference. A COPY OF THE RENTAL AND SERVICE AGREEMENT TERMS ARE AVAILABLE IN PAPER FORM UPON REQUEST.

335 \ P

Compact Track Loader



JOHN DEERE



GET ON TRACK IN A BIG NEW WAY

Owners and operators like you — the ones who run them — have told us what makes our compact track loaders (CTLs) work on all kinds of jobsites. Driven by your input, we've created our brand-new 335 P-Tier to raise the industry bar. We packed horsepower under the hood, redefined cab comfort, and maximized performance and stability. Then we equipped this large-frame model with pressure-compensated, load-sensing (PCLS) hydraulics for advanced multifunctioning. And added optional integrated machine technology, high-flow auxiliary hydraulics to optimize attachments, and your choice of control styles and grade-management solutions. All to enhance the operator experience and help put you on track for powerful productivity.

Designed to deliver

Impressive 118 gross horsepower packed into a proven compact frame helps the 335 P-Tier CTL effortlessly push through the most demanding tasks. Plus it can capably maneuver around a wide range of jobsites and also transports easily.

All about the operator

Next-generation cab filled with ergonomic creature comforts like a premium heated/ventilated seat, low-effort joystick controllers with adjustable performance modes, 25-button sealed-switch module to streamline settings, and deluxe LCD monitor puts operators of all skill levels at ease. Larger glass area increases visibility for the operator. Sealed and pressurized to minimize dust and noise, the cab is also isolated from the frame for a smooth ride.

Handle the pressure

PCLS hydraulic system provides improved multifunctioning, smoother machine control, and better fuel economy than open-center hydraulic systems. Outstanding auxiliary hydraulic flow of 44 gallons per minute empowers the addition of high- or super-flow attachments.

Flex your attachment muscle

Equip your 335 P-Tier with your choice of over 100 available John Deere attachments to boost the versatility of your fleet. Expanded mulching head and cold planer models can help open up new work opportunities.

Take control your way

Electrohydraulic (EH) ISO-pattern joystick controls that allow customized machine operations based on operator preference come standard. EH four-way controls, including EH foot control, ISO joystick control, H-pattern joystick control, and ISO and foot controls, are optional.



335 P-TIER COMPACT TRACK LOADER

GRADE IT EASY

WITH JOHN DEERE
GRADE-CONTROL OPTIONS

- **Onboard Grade Indicate** provides a real-time readout of cross-slope (machine roll) and mainfall slope (machine pitch) on the in-cab monitor. Use relative value readout to alter grades relative to existing or reference grades.
- **Slope Control** lets operators automatically maintain blade position without using external lasers or GNSS, to hold grade with minimum effort, corrections, and adjustments. Laser option helps make Slope Control even more productive.
- **Slope Control With Dual Laser** enables operators to automatically control the blade to a specific slope and elevation using a rotating laser.
- Built on the legacy of the John Deere 333G SmartGrade™ — the first CTL in the industry to feature fully integrated 3D-grade-control technology — the **new 335 P-Tier SmartGrade** includes our operator-friendly DozerMode control system. Pushing a button on the sealed-switch module switches to the DozerMode control pattern to enable intuitive crawler operation. Deere-designed and -built six-way SG96 Dozer Blade is tough enough to cut grade but can also smoothly spread or precisely fine-grade materials.



**PCLS HYDRAULIC SYSTEM
IMPROVES FUEL ECONOMY
& MULTIFUNCTIONING**

COMPARED TO OPEN-CENTER HYDRAULIC SYSTEMS

Smooth operator

Optional anti-vibration under-carriage system* allows higher travel speeds over rough terrain with excellent material retention. Bogie system enables smoother transitions over uneven surfaces.

*Only for zigzag-bar tracks; not compatible with SmartGrade or SmartGrade with Slope Control.

Repeat performance

Shorten cycle times and speed production in repetitive boom applications with the optional EH boom performance package that automates functions.

Load warrior

Height to hinge pin of 11 feet enables the 335 P-Tier to easily load tandem-axle dump trucks, fill hoppers, and feed mixers. Additional reach comes in handy for moving pallets of pavers or other weighty cargo.

In a whole new light




Opt for a new 8-inch touch-screen display to clearly access and monitor vital machine data. Standard LED deluxe lighting and rearview camera plus optional Surround View further enhance jobsite visibility.

Run long

Large tank capacity for both fuel and diesel exhaust fluid (DEF) lets you run all day without having to refill. Tilt the hood up for simple ground-level access to the dipstick, filters, and fuel and fluid fills. Convenient cab-footwell access helps speed cleaning.



335 P-TIER COMPACT TRACK LOADER



**LARGE FUEL & DEF TANKS
EXTEND RUN TIMES
BETWEEN REFILLS**

Safety features

Standard personal-protection features include in-cab-activated boom lock and triple-interlock system that detects the presence of the operator.

Connected machines

John Deere construction equipment comes with in-base connectivity — free from subscriptions or annual renewals. Analyze critical machine data, track utilization, review diagnostic alerts, and more from **the John Deere Operations Center™**. The Operations Center also enables **John Deere Connected Support™**, which uses data from thousands of connected machines to proactively address issues before they arise. With your approval, your dealer can also remotely monitor machine health, diagnose problems, and even update machine software without a trip to the jobsite.*

*Availability varies by region and product. Options not available in every country.



While general information, pictures, and descriptions are provided, some illustrations and text may include product options and accessories NOT AVAILABLE in all regions, and in some countries products and accessories may require modifications or additions to ensure compliance with the local regulations of those countries.

335 P-TIER COMPACT TRACK LOADER SPECIFICATIONS

335

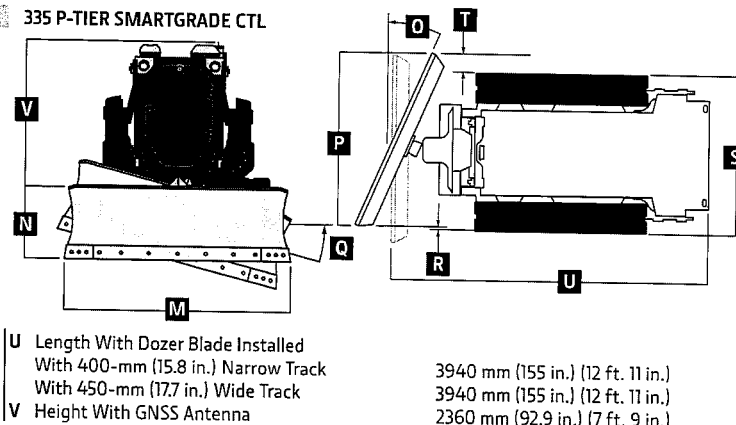
P

While general information, pictures, and descriptions are provided, some illustrations and text may include product options and accessories NOT AVAILABLE in all regions, and in some countries products and accessories may require modifications or additions to ensure compliance with the local regulations of those countries.

335 P-TIER SMARTGRADE DIMENSIONS

Blade Type	Power-Angle-Tilt (PAT)
M Blade Width	2440 mm (96 in.) (8 ft. 0 in.)
N Blade Height	740 mm (29 in.)
SAE Capacity	1.18 m ³ (1.54 cu. yd.)
Weight	640 kg (1,400 lb.)
O Blade Angle	±24 deg.
P Overall Width With Blade Angled	2258 mm (88 in.) (7 ft. 4 in.)
Q Blade Tilt	±8 deg.
R Cut Reach	
With 400-mm (15.8 in.) Narrow Track	15.3 mm (0.6 in.)
With 450-mm (17.7 in.) Wide Track	-22.2 mm (-0.8 in.)
S Width Over Track	
With 400-mm (15.8 in.) Narrow Track	2000 mm (78.9 in.) (6 ft. 6.9 in.)
With 450-mm (17.7 in.) Wide Track	2047 mm (80.7 in.) (6 ft. 8.7 in.)
T Cast Reach	
With 400-mm (15.8 in.) Narrow Track	246.0 mm (9.7 in.)
With 450-mm (17.7 in.) Wide Track	223.8 mm (8.8 in.)

335 P-TIER SMARTGRADE CTL



U Length With Dozer Blade Installed
With 400-mm (15.8 in.) Narrow Track
With 450-mm (17.7 in.) Wide Track
V Height With GNSS Antenna

3940 mm (155 in.) (12 ft. 11 in.)
3940 mm (155 in.) (12 ft. 11 in.)
2360 mm (92.9 in.) (7 ft. 9 in.)

Additional equipment

Key: ● Standard ▲ Optional or special

See your John Deere dealer for further information.

335 P Engine

- Meets EPA Final Tier 4/EU Stage IV emissions
- Yanmar 4TNV94FHT
- Auto-idle
- Automatic fan tensioner
- Automatic preheat
- Electronic injection system
- Engine air precleaner kit
- Fuel tank, 136.3 L (36 gal.)
- John Deere COOL-GARD™ II Extended-Life Engine Coolant
- John Deere Plus-50™ 10w30 initial engine oil fill*
- 4-cylinder, 88.0 kW (118 gross hp)/114.7 kW (85.5 net hp), 3.1-L (186.3 cu. in.) displacement
- 5-micron primary fuel filter and water separator
- ▲ Cold-weather starting package

Cooling System

- Coolant surge tank
- Variable-speed hydraulically driven fan cooling system
- Reversing fan drive

Powertrain

- High-torque heavy-duty planetary-reduction final drive
- Automatic spring-applied hydraulically released wet-disc park brake
- Wet-disc brakes
- Transmission, 2 speed

Hydraulic System

- John Deere hydraulic cylinders with cushioned boom cylinders
- John Deere heat-treated, chrome-plated cylinder rods with replaceable bushings
- Connect-under-pressure auxiliary couplers
- Quick-check hydraulic fluid-level sight glass
- 1,000-hour, 5-micron hydraulic filter
- High-flow hydraulics
- Axial-piston hydrostatic pump

Electrical

- Automatic engine/hydraulic shutdown protection system
- Auxiliary hydraulics operator-presence system
- Courtesy lighting

335 P Electrical (continued)

- Deluxe instrumentation monitor with: Operator-selectable monitoring – Hour meter, engine rpm, battery voltage, diagnostics, monitor configuration, engine coolant temperature, hydraulic oil temperature / LED warning indicators – Glow plug, seat switch, seat belt, door open, auxiliary hydraulics, park brake engaged, 2-speed engaged, stop, low engine oil pressure, engine coolant over-temperature, battery not charging, air filter restriction, and hydraulic filter restriction
- Deluxe LED lighting package with additional cab-integrated side lights (2)
- Triple-interlock operator-presence control system
- Backup alarm
- Battery, 950 CCA
- Horn
- ▲ Hazard warning lights
- ▲ Strobe light, amber

Operator's Station

- Deluxe cab headliner
- ISO controls with programmable detents and electrohydraulic (EH) boom performance package;* also includes EH joystick performance package*
- ▲ Onboard grade indication: Grade-control option delivers onboard readout within LCD monitor that provides slope of blade (cross-slope direction) and mainfall (fore/aft direction) within ±0.5-percent accuracy
- Keyless-start sealed-switch module with integrated anti-theft system and operator memory preference settings
- Electronic push-button auxiliary controls
- Pull-down adjustable lap bar
- Quick-pivot ROPS
- Rear window
- Top window
- Sliding/locking/glass side windows
- ROPS/FOPS operator structure
- Glass cab enclosure
- Seat belt, 51 mm (2 in.), retractable
- ▲ Shoulder belt, 51 mm (2 in.) or 76 mm (3 in.)
- ▲ Severe-duty cab door and wiper system

335 P Operator's Station (continued)

- Premium high-back cut-and-sewn air-ride seat, heated and ventilated
- 12-volt power port / Dome light / Cargo storage / Beverage holder
- Air conditioning with heater/defroster
- AM/FM radio with auxiliary input and Bluetooth® for audio streaming and hands-free calling
- Floor mat with left footrest
- Rearview mirror
- Rearview camera
- ▲ Surround View

Loader

- In-cab boom lockout to secure loader before exiting seat
- Patented John Deere Power Quik-Tatch™ (no grease required)
- Patented John Deere vertical-lift boom
- Hydraulic self-leveling on/off and ride control

Other

- Convenient front and rear tie-downs
- Environmental drains for all fluid reservoirs
- Chrome exhaust stack
- ▲ Engine oil/hydraulic fluid-sampling kit
- ▲ Forestry protection packages
- Heavy-duty rear grille
- Rear counterweights, 1 set, 78 kg (172 lb.)
- ▲ Additional rear counterweights (1 or 2 sets in addition to the single set included as standard equipment), 78 kg (172 lb.) (each set)
- ▲ 3-point lift kit
- ▲ SMV sign kit
- ▲ Track, 450-mm (17.7 in.) wide
- ▲ Track, 400-mm (15.8 in.) wide
- JDLink™ wireless communication system (available in specific countries; see your dealer for details)

*500-hour engine oil-change intervals when John Deere Plus-50 oil and John Deere oil filter are used.

*EH joystick performance package features switchable accelerator/decelerator, selectable propel speeds, creep control, boom- and bucket-speed settings, and 12-volt 3- and 14-pin attachment-control harness. EH boom performance package features include EH bucket self-level up and down, return to dig, return to carry, and boom-height kick-out.

While general information, pictures, and descriptions are provided, some illustrations and text may include product options and accessories NOT AVAILABLE in all regions, and in some countries products and accessories may require modifications or additions to ensure compliance with the local regulations of those countries.

Net engine power is with standard equipment including air cleaner, exhaust system, alternator, and cooling fan, at standard conditions per SAE J1349 and DIN 6270B, using No. 2-D fuel at 35 API gravity. Gross power is without cooling fan. Specifications and design subject to change without notice. Wherever applicable, specifications are in accordance with SAE standards. Except where otherwise noted, these specifications are based on a unit with standard equipment, full fuel tank, and 79-kg (175-lb.) operator.



MK335CAU (24-05)



JOHN DEERE



Retail Purchase Order

RDO Equipment Co.
17301 IH-35 Ste 200
Buda TX, 78610
Phone: (737) 770-5100 - Fax:

Bill To:
BLANCO COUNTY - A/P
PO BOX 471
JOHNSON CITY, TX, 786360471
(830) 833-1077

Purchase Order Date: 10/17/2024
Purchase Order #: 1818789
Purchaser Account #: 8880782

Customer Purchaser Type: Governmental - County
Customer Market Use: Other - Recycling
Location of First Working Use: JOHNSON CITY, TX, 786360471
Sales Professional: Peter Arcos
Phone: (830) 632-3145
Fax:
Email: parcos@rdoequipment.com

Equipment Information

Quantity	Serial Number Stock Number	Hours (approx.)	Status / Year / Make / Model Additional Items	Cash Price
1	1T0335PAVRFF05505 Z086434	0	New 2025 JOHN DEERE 335P	\$146,793.00
			Freight Out Factory Freight	\$2,195.00
			Freight Out Delivery	\$595.00
			Prep / Reconditioning PDI	\$1,350.00
			Prep / Reconditioning Debre Kit Install	\$2,450.00
			Prep / Reconditioning Coupler Guard Install	\$250.00
			Customer Discount Sourcewell 30%	(\$44,037.90)
			Warranty -John Deere Comprehensive-48 Months, 2000 Hours,Deductible: 0, Exp Date: 9/16/2028	\$5,490.00
1	TBD TBD	0	New 2024 JOHN DEERE RRAKE78 Grapple	\$9,702.00
			Customer Discount Sourcewell Discount 14%	(\$1,323.28)
1	TBD TBD	0	New 2024 JOHN DEERE BYT12852	\$630.00
1	TBD TBD	0	New 2024 JOHN DEERE BYT12300	\$3,885.00
Equipment Subtotal:				\$127,978.82

Purchase Order Totals

Balance:	\$127,978.82
Total Taxable Amount:	\$0.00
TX STATE TAX:	\$0.00
TX COUNTY TAX:	\$0.00
TX SPECIAL TAX:	\$0.00
Sales Tax Total:	\$0.00
Sub Total:	\$127,978.82
Cash with Order:	\$0.00
Balance Due:	\$127,978.82

Legal Information

For the Construction Product(s)

ACKNOWLEDGMENTS - Purchaser offers to sell, transfer, and convey the item(s) listed as "Trade In" to the Dealer at or prior to the time of delivery of the above Product(s), as a "trade-in" to be applied against the cash price. Purchaser represents that each "trade-in" item shall be free and clear of all security interests, liens, and encumbrances at the time of transfer to the Dealer except to the extent shown below. The price to be allowed for each "trade-in" item is listed on this document. The Purchaser promises to pay the balance due shown hereon in cash, or to execute a Time Sale Agreement (Retail Installment Contract), or a Loan Agreement for the purchase price of the Product(s), plus additional charges shown thereon, or to execute a Lease Agreement, on or before delivery of the Product(s) ordered herein. Despite delivery of the Product(s) to the Purchaser, title shall remain with the Seller until one of the foregoing is accomplished. Except as provided herein and as necessary to protect RDO Equipment from the claims of a bankruptcy trustee or a buyer in the ordinary course of business, the Purchaser and the Dealer agree that this Purchase Order is not a security agreement and that delivery of the Product(s) to the Purchaser pursuant to this Purchase Order will not constitute possession of the Product(s) by the Purchaser, as a debtor, for the purposes of the purchase money security provisions in any statutes relating to personal property security or its equivalent. Purchaser understands that its rights in connection with this purchase are limited as set forth in this Purchase Order. I (we) hereby grant a security interest to RDO Equipment in the Product.

DISCLOSURE OF REGULATION APPLICABILITY - When operated in California, any off-road diesel vehicle may be subject to the California Air Resources Board In-Use Off-Road Diesel Vehicle Regulation. It therefore could be subject to retrofit or accelerated turnover requirements to reduce emissions of air pollutants. More information is available on the California Air Resources Board website at <http://www.arb.ca.gov/msprog/ordiesel/ordiesel.htm>.

IMPORTANT WARRANTY NOTICE - The Standard Warranty for new John Deere construction and forestry products is set forth in a separate document provided by the dealer. Please read the Standard Warranty carefully before signing. No express warranty is made unless specified in the Warranty Statement. PURCHASER'S RIGHTS AND REMEDIES PERTAINING TO THIS PURCHASE ARE LIMITED AS INDICATED IN THE STANDARD WARRANTY AND PURCHASE ORDER. WHERE PERMITTED BY LAW, NO IMPLIED WARRANTY OF MERCHANTABILITY OR FITNESS IS MADE.

Telematics: Orders of telematic devices include only the hardware. Where available, telematics software, including JDLink™ connectivity service, may be enabled from your local John Deere Operations Center or JDLink website. Please see your authorized John Deere dealer for assistance.

The undersigned purchaser(s) (the "Purchaser") hereby orders the product (the "Product") described above from the Dealer. The Dealer shall not be liable for failure to provide the Product or for any delay in delivery if such failure or delay is due to the Dealer's inability to obtain such Product from the manufacturer or supplier or other cause beyond the Dealer's control. The cash price shown above is subject to the Dealer receiving the Product from the manufacturer or supplier prior to any change in price by the manufacturer or supplier and is also subject to any new or increased taxes being imposed upon the sale of the Product after the date of this Purchase Order.

Upon signature of delivery acknowledgment, customer is accepting the equipment, including attachments, in "AS IS" condition, agreeing to notify RDO Equipment Co. within 24 hours of any damages or discrepancies found upon receipt of equipment.

Signature Area

Purchase Order Accepted By:

(Customer's Signature)

(Date Accepted)

(Authorized Signature of Dealer)

(Date Accepted)

Delivery of Equipment Acknowledgement:

(Customer's Signature)

Date Accepted

(Account Manager's Signature)

Date Accepted

Standard Warranty Acknowledgement:

(Delivered On)

(Warranty Begins)

(Customer's
Initials)

(Account
Manager's
Initials)

Extended Warranty Oil Sampling Acknowledgement:

(Customer's Initials)

(Account Manager's Initials)

Equipment Options

Qty	Serial Number	Year / Make / Model	Description
1	1T0335PAVRFF05505	2025 JOHN DEERE 335P	0202 USA DEST CODE 0259 ENGLISH OP MAN & DECALS 0351 TRANSLATED TEXT LABELS 0953 ADVANCED VISION SYSTEM 1100 NO OBSTACLE INTELLIGENCE 1362 2" SEAT BELT W/SHOULDERSTRAP 183N JDLINK IRON 1880 LESS RECEIVER 1900 LESS DISPLAY 1950 LESS DISPLAY APPLICATION 2000 OPEN CODE 2940 LESS GRADE CONTROL 5608 WIDE ZIG-ZAG MULTI BAR TRKS 8048 TRIPLE SET COUNTERWEIGHT 8059 SEVERE DUTY DOOR 8934 84" HD CONST BKT W/ EDGE 03B0T RR78 ROOT RAKE
1	TBD	2024 JOHN DEERE RRAKE78 Grapple	AT436025 Boom Mounted Hose Guide Kit
1	TBD	2024 JOHN DEERE BYT12852	BYT12297 Guard, Auxiliary Hydraulic Quick Coupler
1	TBD	2024 JOHN DEERE BYT12300	BYT12300 BYT12300 Debree Mitigation Kit Installed

STANDARD WARRANTY FOR NEW JOHN DEERE CONSTRUCTION, COMPACT CONSTRUCTION (CCE) FORESTRY, AND UTILITY PRODUCTS – US & Canada

- **Construction & Forestry Products:** 12 months/unlimited hours (whichever occurs first) Full Machine Standard Warranty
- **Compact Construction Equipment (CCE) Products:** 24 months or 2000 hours (whichever occurs first) Full Machine Standard Warranty
- **C&E Series Pull-Type Scrapers:** 6 months Full Machine Standard Warranty
- **DC & DE Pull-Type Scrapers:** 12 months Full Machine Standard Warranty
- **Scraper Tractors:** 24 Months or 2000 Hours (whichever occurs first) Full Machine Standard Warranty
- **Forestry Attachments:** 12 Months or 2000 Hours (whichever occurs first) Full Machine Standard Warranty

The "Standard Warranty" is part of the warranty protection package available from John Deere Construction & Forestry Company (John Deere Limited in Canada) ("John Deere") to purchasers of new John Deere products ("product"):

STANDARD Warranty is John Deere's standard new product warranty, described in this document, provided at no additional charge to the purchaser.

EXTENDED Warranty is a separate repair contract made available by John Deere for purchasers who wish to complement their Standard Warranty coverage. Complete Extended Warranty details, including coverage options and limitations, are set forth in the Application for Extended Warranty, which is available from authorized John Deere dealers.

STRUCTURAL Warranty applies to certain structural components as listed below and as described in this document.

FACTORY-INSTALLED UNDERCARRIAGE Warranty applies to certain undercarriage components as listed below and as described in this document.

A. STANDARD WARRANTY - GENERAL PROVISIONS

John Deere will repair or replace, at its option, any parts (except those specified below) of a new John Deere product that, as delivered to the original retail purchaser(s), are defective in material or workmanship. Performance of this warranty will be free of charge for parts and labor, except as otherwise stated below. Standard Warranty applies only to purchases from John Deere and authorized John Deere dealers and, except as otherwise provided in the next sentence and section L below, is extended only to the original retail purchaser of the product. Remaining Standard Warranty applicable to a used John Deere product is transferred to a subsequent purchaser of the product only if the subsequent purchaser requests a transfer from an authorized John Deere dealer before the product's Standard Warranty expires. Coverage begins on the date of delivery of the product to the original retail purchaser. For purposes of this warranty, a product that has been rented, used for demonstration purposes for 150 or more hours, or otherwise used prior to its original retail purchase has been "used" for the total duration of such use. Warranty statements required by law covering engine emissions-related parts and components are found on a separate written warranty certificate provided to the purchaser at the time of the original retail purchase.

B. WHAT IS COVERED BY STANDARD WARRANTY -

All parts of a new John Deere product (except those noted in Sections D and E below) are covered during the Standard Warranty period set out above.

C. EXCLUSIVE REMEDY -

The repair or replacement of covered parts or components that are defective, as provided in Sections A, B, D.2 and D.3 herein, shall be the purchaser's exclusive remedy for any defect in the product. However, if after repeated attempts such repair or replacement fails to correct the performance problem caused by the defect, the purchaser's sole remedy shall be a refund of the amount paid for the product (in exchange for a return of the product), excluding any transportation charges, license fees, taxes and insurance premiums, and less a reasonable allowance for use of the product prior to its return. In no event will the dealer, John Deere or any company affiliated with John Deere be liable for any incidental or consequential damages, including but not limited to loss of profits, rental of substitute equipment or other commercial loss. Correction of defects in the manner provided above shall constitute fulfillment of all liabilities of the Dealer, John Deere, or any company affiliated with John Deere to the purchaser or any other person, whether based upon contract, tort, strict liability, or otherwise. This limitation does not apply to claims for personal injury.

D. ITEMS COVERED SEPARATELY -

1. Standard Warranty does not apply to batteries, radios, tires, cameras, or to Cummins, MTU or Detroit Diesel Engines installed in John Deere products, which are covered by separate written warranties.
2. Factory-Installed Undercarriage Warranty covers all non-rubberized factory-installed undercarriage wear components for 3 years or 4,000 hours from the date of delivery to the original retail purchaser, whichever occurs first (unless terminated earlier under Section F, below). For purposes of this warranty, a product that has been rented, used for demonstration purposes for 150 or more hours, or otherwise used prior to its original retail purchase has been "used" for the total duration of such use. In addition to the items listed in section E below, Factory-Installed Undercarriage Warranty does not cover: failures due to wear, machine application, maintenance practices, or improper machine configuration; removal and installation labor; transportation or hauling costs; unapproved parts; non-wear items; and rubberized undercarriage components such as rubber tracks. Warranty claims will be pro-rated based upon wear of the failed component and whether track shoe width is approved by John Deere. Factory-Installed Undercarriage Warranty does not apply to Scraper Tractors.
3. StructurALL Warranty for new John Deere Products (except Compact Excavators & Loaders, Skid-Steer Loaders, Compact Track Loaders, Scraper Tractors, Pull-Type Scrapers, and Forestry Attachments, which are not eligible for StructurALL Warranty) begins at the date of delivery to the original retail purchaser and ends (unless terminated earlier under Section F, below) after three (3) years, or 10,000 hours (whichever occurs first). For purposes of this warranty, a product that has been rented, used for demonstration purposes for 150 or more hours, or otherwise used prior to its original retail purchase has been "used" for the total duration of such use. **StructurALL Warranty applies only to the following structural components listed below as installed on the product at the time of original manufacture.** If a particular component is not listed below it is not covered by StructurALL Warranty.

Arm; Articulation Joint (incl. pins & bushings); Bin Frame; Boom; Carbody; C-Frame*; Circle Frame; Coupler (John Deere built ONLY); Dipperstick; Draft Frame; Engine Frame; Equipment Frame; Grapple Arch and Grapple Boom; Loader Arm; Loader Frame; Mainframe; Moldboard Lift Arm; NeverGrease™ Pin Joints [Includes steering pin and bushing joints (standard equipment), roller elements (roller bearings) in bucket to boom joints and sliding elements (bushing) for boom and linkage joints (optional equipment)]; Rollover Protection Structure (ROPS); Side Frame; Swing Frame; Track Frame; Undercarriage Frame; X-Frame; Z-bar loader linkage (including bell crank and bucket driver link); Specialty booms and arms marketed as "heavy duty" by John Deere.

Items Covered by StructurALL for Cut-to-Length Forestry Machines: Front frame (welded assembly); Rear frame (welded assembly); Crane king post with basement; Middle joint frame; Cabin swing frame; Main Boom

StructurALL Warranty does not apply to:

1. Any product used primarily in extreme duty or severe duty applications such as but not limited to: demolition and wrecking, chemical plant (including fertilizer plants), salt mines, steel mill, land fill and transfer stations, scrap handling, scarifying and other applications that are similarly destructive or similarly heavy duty except specialty booms and arms as stated in Section D.3 above.
2. C-Frames on Crawlers equipped with root rakes or used in forestry applications unless equipped with an "extreme duty" reinforcement package.
3. Cut-to-Length Forestry Heads and Slash Bundler Units.
4. Crawlers equipped with optional side booms.
5. Cut-to-Length Forestry, Excavator, and Log Loader swing bearings.
6. Motor Graders equipped with front- or rear-mounted snow wings.

E. ITEMS NOT COVERED -

John Deere is NOT responsible for the following:

1. Freight
2. Adjustments to compensate for wear, for periodic maintenance or adjustments that result from normal wear and tear.
3. Damage caused by unapproved adjustments (electronic or mechanical) to machine or machine components outside of published specifications including but not limited to engine, hydraulic components and relief valves.
4. Program updates, calibrations, and pressure adjustments.
5. Additional Labor Time - Above Dealer Labor Rate
6. Additional Cleaning - Above Dealer Labor Rate
7. Rental Fees
8. Depreciation or damage caused by normal wear or application, lack of reasonable and proper maintenance, failure to follow operating instructions, misuse, lack of proper protection during storage, vandalism, negligence, collision, or other accidents.
9. Premiums charged for Overtime Labor
10. Transportation to and from the dealership.
11. Travel time, mileage, or service calls by the dealer.
12. Non-John Deere components or modifications, Rotobec grapples, and attachments installed aftermarket.
13. Shop supplies and maintenance items such as, but not limited to: filters, fuels, oil, hydraulic fluid, lubricants, coolants, conditioners, shop towels, cleaners and degreasers.
14. Torn, cut, or worn hoses.
15. Wear items, such as, but not limited to: body liner, belts, blades, bulbs, lubricated joints (including pins and bushings), dry brakes, brake linings, dry clutch linings, saw blades, chains, skidder grapple shocks, color marking nozzles, and articulation bumpers.
16. Items such as cutting-edge parts, delimbing knives, bucket teeth and rubber track are not warranted for depreciation or damage caused by normal wear, lack of proper maintenance, misuse, failure to follow operating instructions, the elements or accident.
17. Any defect in a non-covered component, or damage to or failure of a covered component caused by a defect in a non-covered component.
18. Secondary damage which occurs from continued operation of a product after recognition of the occurrence of a failure.
19. Parts supplied by or repairs, maintenance or modifications performed by someone other than an authorized John Deere dealer, including any damage caused by such use of parts, repairs, maintenance, or modifications not performed by an authorized John Deere dealer.
20. Topping off fluids when fluid levels fall in the range between low and full
21. Parts/Kits not ordered on machine and installed aftermarket. These parts will be covered by any applicable parts warranty.
22. Attachments installed aftermarket – i.e., Winch not installed at factory.
23. Custom options installed outside the factory – i.e., G.R. Manufacturing option packages.
24. Used Products (except as otherwise provided in section L below).

F. TERMINATION OF WARRANTY-

John Deere is relieved of its obligations under Standard Warranty, StructurALL Warranty, Factory-Installed Undercarriage Warranty and/or Extended Warranty if:

1. The product is modified or altered in ways not approved by John Deere; or
2. Any unapproved or improperly sized attachment is installed on the product. Approval and attachment size shall be at John Deere's sole discretion. (Consult dealer prior to installing attachments or product modification).
3. The product is moved outside the US and/or Canada.

G. PARTS REPLACED UNDER WARRANTY -

Only new or remanufactured parts or components furnished or approved by John Deere, will be used if John Deere elects to repair the product. If any such part or component is defective in material or workmanship when installed in the product, John Deere will repair or replace, as it elects, such defective part or component, provided the defect is reported to an authorized John Deere dealer within 90 days of installation or before expiration of the applicable Standard Warranty, Factory-Installed Undercarriage Warranty and/or StructurALL Warranty whichever is later.

H. TELEMATICS

NOTICE: Products may be equipped with telematics hardware and software ("Telematics") that transmit data to John Deere/ Dealer. Purchaser may deactivate Telematics at www.jdlink.com.

Notwithstanding Purchaser's right, title or interest in the Products, Purchaser agrees that John Deere and Dealer (their affiliates, successors and assigns), without further notice to Purchaser have the right to:

1. Access, use, collect and disclose any data generated by, collected by, or stored in, Products or any hardware or devices interfacing with Products ("Machine Data");
2. Access Machine Data directly through data reporting devices integrated within, or attached to, Products, including Telematics ("Data Reporting Systems"); and
3. Update the Data Reporting Systems software from time to time. Machine Data will only be used in accordance with John Deere's Machine Data Policy, located at www.JohnDeere.com/MachineDataPolicy.

I. OBTAINING WARRANTY SERVICE -

To obtain warranty service, the purchaser must request warranty service from a John Deere dealer authorized to sell the product to be serviced. When making such a request, the purchaser must present evidence of the product's delivery date, make the product available at the dealer's place of business, and inform the dealer in what way the purchaser believes the product to be defective. Standard Warranty, Factory-Installed Undercarriage Warranty and/or StructurALL Warranty repairs may be made in the field if the purchaser and servicing dealer so desire. However, John Deere will not be responsible for any charges (such as dealer travel time, mileage or extra labor) that would not have been incurred had the product been repaired at the dealer's place of business.

J. NO IMPLIED WARRANTY, CONDITIONS OR OTHER REPRESENTATION -

Where permitted by law, neither John Deere nor any company affiliated with it makes any warranties, representations, conditions or promises, express or implied, as to the quality, performance, or freedom from defect of its products, other than those set forth in this document and **NO IMPLIED WARRANTY OF MERCHANTABILITY, CONDITIONS OR FITNESS IS MADE.**

K. NO DEALER WARRANTY -

The selling dealer makes no warranty of its own on any item covered by this warranty and makes no warranty on other items unless the dealer delivers to the purchaser a separate written warranty certificate specifically warranting the item. **The dealer has no authority to make any representation or promise on behalf of John Deere, or to modify the terms or limitations of this warranty in any way.**

L. USED JOHN DEERE PRODUCTS ONLY -

John Deere will transfer remaining Standard Warranty, Factory-Installed Undercarriage Warranty and/or StructurALL Warranty to the purchaser of a used John Deere construction and/or forestry product that has been used for less than the full warranty period provided at the product's original retail purchase. This transfer is not effective until change of ownership is registered by a John Deere dealer. **ALL THE TERMS, INCLUDING LIMITATIONS AND EXCLUSIONS, OF THE JOHN DEERE STANDARD WARRANTY, FACTORY-INSTALLED UNDERCARRIAGE WARRANTY, AND/OR STRUCTURALL WARRANTY ORIGINALLY PROVIDED FOR THE PRODUCT REMAIN IN EFFECT AND APPLICABLE.**